

# CATALOGO GENERALE \_1.2

updated to 29\_10\_2024

**AZIENDA  
COMPANY**

**MATERIALI E FINITURE  
MATERIALS AND FINISHES**

**STREET**

**LAVABI D'ARCHITETTURA  
ARCHITECTURAL SINKS**

**LAVABI FREESTANDING  
FREESTANDING SINKS**

**LAVABI  
SINKS**

**TOP  
TOPS**

**TOP SCATOLATI  
SUSPENDED TOPS**

**SPECCHI E ILLUMINAZIONE  
MIRRORS AND LIGHTING**

**COLLAGE**

**antoniolupi**




lo stato  
delle idee /  
the state of  
ideas

**antoniolupi**

**antoniolupi**



# 1950/2024



Dal 1950 una storia tutta italiana di ricerca, design, qualità e passione.

Una storia fatta di coraggio e passione, di intuizioni e costanza, di individualità e partecipazione, in una sola parola di visione. La visione non è mai mancata nella storia di quella che oggi è antoniolupi ma che molti anni fa nasceva dall'intuito di Antonio Lupi, il padre dei quattro fratelli che oggi guidano l'azienda. Come tutte le storie di successo non è stato un percorso semplice, tutt'altro, è stato un cammino tortuoso, fatto di tappe importanti, di parziali cadute, di riprese, di consolidamento, di affermazione. Una storia basata sulle idee, quelle giuste, spesso vincenti, sempre innovative.

Antonio Lupi, nato a Vinci, il paese di Leonardo, inizia nel 1950 la sua attività in un piccolo magazzino di Fucecchio, a pochi chilometri dall'attuale sede di Stabbia. A soli 18 anni avvia la produzione di cristalli e vetri per l'arredo; è un momento di svolta per una famiglia di origine contadina, una vera rivoluzione in un territorio, quello della Val d'Arno, nel quale le attività tipiche interessavano settori molto diversi.

Antonio inizia a proporre ai suoi clienti i suoi primi prodotti, dai ripiani per comodino alle prime vetrinette e si costruisce una piccola rete commerciale. Dai vetri agli specchi per il bagno il passo è breve, anche se complicato. Siamo negli anni 60, gli anni del boom economico che ha radicalmente cambiato il volto del nostro paese e ha avviato una radicale trasformazione delle tipologie dell'abitare, con il passaggio epocale dal bagno in comune, alla stanza privata presente in ogni casa. Il successo è immediato e l'azienda si espande rapidamente trasformandosi da terzista in produttore di arredo bagno con il nome di Cristal Lupi Luxor.

Nel 1969 la Cristal Lupi Luxor apre a Stabbia il nuovo stabilimento. È il definitivo passaggio dalla dimensione artigianale a quella industriale, da Lupi arrivano a lavorare oltre 300 persone (quasi tutte di Stabbia o degli abitati vicini) e il radicamento tra l'azienda e il luogo si fa ancora più intenso, quasi indissolubile. Il successo dura per parecchi anni, l'offerta si amplia rapidamente comprendendo oltre agli specchi anche lampade, piccoli accessori e perfino accappatoi. All'inizio degli anni 80 in una situazione di mercato molto cambiata e con l'azienda che ha difficoltà ad adeguarsi al nuovo che avanza, entra in azienda Andrea, Patrizia e Nello già sono in Azienda, la prima all'ufficio acquisti/gestione fornitori, l'altro alla consociata francese a Cannes, nata per presidiare il mercato francese (Sergio, il più piccolo, nato nel 1977, entrerà ovviamente molti anni dopo). Andrea girando per Clienti si rende conto che la direzione dell'Azienda che è ormai in crisi, non è più quella giusta e anche contro il parere di Antonio, riesce, con pochi investimenti a presentare al Cersaie del 1983 una piccola collezione di sistemi di arredo bagno. Il successo è immediato, è l'opportunità per ripartire...

I fratelli lo seguono, nasce la Gilly (nome ispirato ad un noto Caffè fiorentino), il padre per ora li guarda da lontano, non li segue subito, intuisce che i suoi figli stanno diventando grandi e hanno bisogno di "fare da soli". In realtà è troppo orgoglioso della sua creazione e non riesce ad abbandonare la nave anche quando è irrimediabilmente andata alla deriva. È testardo, come tutti in famiglia, e ci vuole un po' per convincerlo ma alla fine i figli lo fanno sentire importante, lo coinvolgono, lo rendono partecipe del progetto e lui si rimette in discussione, riparte da capo. Il suo nome conta ancora nel territorio, quello che ha fatto, per molti, non si cancella. Riparte viaggiando per proporre gli articoli della nuova Antonio Lupi... Siamo nel 1988 e da un paio d'anni l'azienda aveva cambiato nome in Antonio Lupi Collezione Bagno. Antonio ne è il Direttore Commerciale, Patrizia è saldamente all'Amministrazione, Nello e Andrea fanno tutto il resto. Il successo è rapido e costante e presto la nuova azienda ha bisogno di spazio. Nel 1991 Antonio Lupi torna a Stabbia, ricomprando parte dell'antica fabbrica nel frattempo andata all'asta. Si riparte da lì, dalla vecchia sede della produzione ma con nuovo slancio, nuove idee, nuove strategie. L'azienda cresce rapidamente e si svincola dai vincoli dettati dai produttori dei sanitari iniziando a presentare i primi lavabi e articolando la propria offerta. Parte da quello che sa fare meglio, dai lavabi in vetro integrati nel piano, ma già dopo pochi anni l'azienda è in grado di proporre la prima collezione di lavabi in ceramica dalle forme geometriche essenziali. È l'avvento del minimale che culminerà nel 2002 con la prima collezione in Corian® e con lo sviluppo dell'idea del bagno completo e sartoriale. Anche con l'avvento dei nuovi materiali l'azienda non dimentica quelli tradizionali come la pietra, il marmo, protagonisti di molte altre collezioni. Da allora è tutto un susseguirsi di innovazioni e di collezioni di successo, l'Azienda che ha sposato la ricerca della bellezza, della funzionalità e della sartorialità e ne ha fatto il suo dna, propone costantemente nuove linee e nuovi materiali anche frutto della sua ricerca interna, trasformando il concetto stesso di ambiente bagno.

Nel 2007 a un anno dalla scomparsa di Antonio e della moglie Mara, viene rivisitato il logo aziendale. Un'operazione importante perché si è deciso di citare la grafica del marchio originario ma allo stesso tempo valorizzare l'affermazione di un brand che è oggi garanzia di qualità, bellezza, passione per l'ambiente bagno.

Oggi antoniolupi mette a disposizione dei propri clienti tutto quanto concorre a dar vita a un total look elegante e raffinato, proprio come Antonio aveva sognato all'inizio della sua avventura. I suoi figli hanno realizzato il sogno e la storia può solo continuare...



# 1950/2024

Since 1950 an italian story about research, design, quality and passion.



*A story of courage and passion, of intuition and perseverance, of individuality and participation, all summed up in a single word: vision. The vision has never lacked in the history of what today is antoniolupi, born many years ago from the intuition of Antonio Lupi, father of the four siblings whom lead the company today. Like all success stories, it was not a simple path, it was a tortuous journey made up of important stages, partial failures, come backs, consolidation and affirmation. A story based on ideas, the right ones, often victorious, always innovative.*

*Antonio Lupi, born in Vinci, the town of Leonardo, began his activity in 1950 in a small warehouse in Fucecchio, a few kilometers from the current headquarters of Stabbia. At the age of 18 he started the production of crystals and glass for furnishings; it is a turning point for a simple family, a real revolution in an area, that of the Val d'Arno, in which the typical business activities involved very different sectors.*

*Antonio begins to offer his customers his first products, from bedside shelves to the first showcases and a small sales network is built. From glass to bathroom mirrors is a short step, even if complicated. We are in the 60s, the years of the economic boom that has radically changed the face of our country and has started a radical transformation of dwellings, with the transformation of a shared bathroom to the private bathroom present in every home. The success is immediate and the company expands rapidly, transforming itself from a subcontractor into a bathroom furniture manufacturer with the name of Cristal Lupi Luxor.*


*In 1969 Cristal Lupi Luxor opens the new factory in Stabbia. It is the definitive transition from an artisanal dimension to industrial. More than 300 people come to work (almost all from Stabbia or from the nearby settlements) and rooting between the company and place becomes even more intense, almost indissoluble. Success lasts for several years, the offer expands rapidly including, in addition to mirrors, also lamps, small accessories and even bathrobes. At the beginning of the 80s, in a very changed market situation and with the company having difficulty in adapting to the new one that is advancing, Andrea, Patrizia and Nello begin working in the company. The first in the purchasing / supplier management office , the other to the French subsidiary in Cannes established to protect the French market (Sergio, the youngest, born in 1977, will obviously enter many years later). Andrea visiting clients realizes that the management of the company, now in crisis, is no longer the right approach and even against the opinion of Antonio, succeeds with little investments to present a small collection of furnishing systems at Cersaie in 1983. Success is immediate, it is the opportunity to start again...*

*The siblings follow their father's footsteps and the company Gilly is born (name inspired by a well-known Florentine Caffè), for now the father watches from afar, he doesn't follow them immediately, he senses that his children are growing up and they need to "go at it alone". In reality he is too proud of his creation and is unable to abandon the ship even when he is irretrievably drifting. He is stubborn, like everyone else in the family, and it takes a while to convince him. Finally the children make their father feel important, they get him involved, they make him a participant in the project and he gets back into the discussion, starting over again. His name still counts in the territory, what he did for many cannot be erased. He starts traveling again to propose articles of the new Antonio Lupi ... We are in 1988 and for a couple of years the company had changed its name to Antonio Lupi Bath Collection. Antonio is its Commercial Director, Patrizia is firmly in Administration, Nello and Andrea do the rest. Success is rapid and constant and soon the new company needs space. In 1991 Antonio Lupi returns to Stabbia, buying back part of the old factory that had gone to auction. It starts from there, from the old production site but with new impetus, new ideas, new strategies. The company grows rapidly and frees itself from the constraints dictated by the manufacturers of sanitary ware, starting to present the first sinks and articulating its offer. It starts from what it does best, from glass sinks integrated into the top, but after just a few years the company is able to offer the first collection of ceramic sinks with essential geometric shapes. It is the advent of the minimal style that will culminate in 2002 with the first collection in Corian® and with the development of the idea of a complete and sartorial bathroom. Even with the arrival of new materials, the company does not forget the traditional ones such as stone and marble which are protagonists of many other collections. Since then it is a series of innovations and successful collections, the Company that has embraced the search for beauty, functionality and tailoring has made it its DNA, constantly proposes new lines and new materials, also the result of internal research, transforming the concept of the bathroom environment. In 2007, one year after the death of Antonio and his wife Mara, the company logo is revisited. An important operation because it was decided to mention the graphics of the original brand but at the same time enhance the affirmation of a brand that is today a guarantee of quality, beauty and passion for the bathroom.*

*Today antoniolupi makes available to its customers everything that contributes to giving life to an elegant and refined total look, just as Antonio had dreamed at the beginning of his adventure. His children realized the dream and the story can only continue...*







“Lavoriamo con persone che fanno cose fantastiche, artigiani che sanno trasformare la materia come artisti rinascimentali, che la conoscono, la curano, la valorizzano. Dobbiamo solo aiutarli a far sì che non smettano mai di amarla”.


*“We work with people that do wonderful things, artisans who can transform materials and take care of them as if they were artists from the Renaissance. We just need to help them to keep loving what they are doing”.*



# showroom stabbia

Completamente ricostruito, ampliato e rinnovato, dopo l'uragano che lo aveva distrutto nel 2014, lo showroom aziendale si presenta con una esposizione di ben 2300 metri quadrati, completata da una grande sala riunioni che accoglie i visitatori nelle molteplici attività programmate durante l'anno, dalla mostra al convegno, alla presentazione di prodotti fino al pranzo o alla cena. Lo showroom è visitabile tutto l'anno su prenotazione.

*Completely rebuilt, expanded and renovated after the hurricane that had destroyed it in 2014, the company showroom has an exhibition space of 2300 square meters completed by a large meeting room that welcomes visitors in the many activities planned during the year, from exhibition to meetings, to the presentation of products as well as lunch or dinner. The showroom can be visited throughout the year upon reservation.*



**antoniolupi**




# showroom milano

Piazza Lega Lombarda

Nel 2018 lo showroom antoniolupi di Porta Tenaglia ha raddoppiato i suoi spazi per una presenza importante in una Milano sempre più internazionale. Concentrandosi sulla particolare conformazione dello spazio, il piano terra di una elegante torre progettata negli anni '50 dagli architetti Baselli e Portaluppi, gli architetti hanno deciso di lavorare sulla scatola architettonica dello showroom. Lo spazio che si sviluppa soprattutto in lunghezza, evoca la sequenza di tante sale da bagno che l'una dopo l'altra, si offrono allo sguardo per essere ammirate, anche dall'esterno delle quattordici vetrine a tutta altezza. Il nuovo soffitto, costituito da volte architettoniche volutamente irregolari e 'appese' al fondo scuro, regala profondità a tutto lo showroom. Volutamente gli archi non coincidono né con gli spazi né con le vetrine. Un gesto di libertà rispetto a certe simmetrie spaziali.


*In 2018 the antoniolupi showroom in Porta Tenaglia has doubled its spaces for an important presence in an increasingly international Milan. Focusing on the particular shape of the space, the ground floor of an elegant tower designed in the 1950s by architects Baselli and Portaluppi, the architects decided to work on the architectural box of the showroom. The space that develops above all in length, evokes the sequence of many bathrooms that one after the other offer themselves to be admired, even from the outside of the fourteen full-height windows. The new ceiling, consisting of deliberately irregular architectural vaults and "hung" to the dark background gives depth to the whole showroom. The arches intentionally do not coincide either with the spaces or with the windows. A gesture of freedom with respect to certain spatial symmetries.*





materiali  
e finiture /  
materials  
and finishes

MATERIALE FINITURE  
MATERIALS AND FINISHES



**MARMO | PIETRA - MARBLE | STONE**



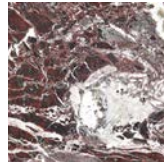
Bianco Carrara




Nero Marquina




Verde Alpi



Rosso Levanto



Stone Grey




Emperador



Port Laurent



Pietra Luna



Grigio Lavico



Calacatta Viola




Bardiglio Nuvolato



Collemandina



Calacatta Oro



Grigio Vesuvio



Bianco Silver

**CRISTALMOOD | ICEMOOD**



Notturmo



Ceruleo



Bottiglia



Oleo



Nebbia



Fumè



Ambra



Bronzo



Gran Cru



Ocra




Barrique




Mostato



Vespero



Ginger




Petrolio



Melograno




**ESSENZE LEGNO - WOOD ESSENCE**



Noce canadese




Noce visone




Noce canaletto




Rovere ardesia



Rovere castano



Rovere grigio




Rovere matita




Rovere naturale



Rovere sbiancato



Rovere moro




Rovere evaporato



Rovere thermo



Olmo moro



Skin cenere

MATERIALI E FINITURE  
MATERIALS AND FINISHES

**SOLID SURFACE**




Flumood Bianco



Moodlight

LACCATI LUCIDI, GOFFRATI, SETA E COLORMOOD - GLOSSY LACQUERED EMBOSSED, SILK AND COLORMOOD



Bianco



Bianco mood




Bianco vetro



Ovatta



Meringa



Biancospino



Cemento



Serena



Grigio smog




Malta




Lichene




Creta



Delfino



Iceberg




Grigio pioggia



Grigio piombo




Ramerino



Matita



Basalto



Nero




Skin cenere



Malva



Mostarda



Coccodrillo



Cipria



Bambola



Veneziano



Terracotta



Pompeiano



Geranio



Melograno



Mirto



Vino




Pomice



Lambretta



Vespa



Flora



Alga



Anatra



Ossido



Era glaciale



Cielo



Mirtillo



Rana blu



Catalina



Blu navy



Strada



Profondo blu

LACCATI LUCIDI, GOFRATI, SETA E COLORMOOD - GLOSSY LACQUERED EMBOSSED, SILK AND COLORMOOD



Falena



Tortora



Havana



Mamba



Argilla



Grigio vesuvio



Smoke




Corteccia




Kajal

MATERIALI E FINITURE  
MATERIALS AND FINISHES

METALLO LIQUIDO - LIQUID METAL



Rame




Ottone

POLVERE DI METALLO - METAL POWDER



Bronzo



Ferro



Ottone



Rame



Corten

# FLUMOOD

2015

design\_AL Studio

L'evoluzione tecnologica ci permette di poter usare nuovi materiali dalle caratteristiche straordinarie. FLUMOOD è un materiale di nuova generazione, ecologico, compatto, non poroso, uniforme, atossico, con una superficie facilmente pulibile con i comuni prodotti per la pulizia domestica; inoltre può essere ripristinato semplicemente anche in caso di graffi o segni derivanti dall'uso quotidiano.

*Technological evolution allows us to be able to use new material with extraordinary characteristics. FLUMOOD is an innovative material, ecological, compact, non-porous, uniform, non-toxic with a surface easy to clean with common cleaning products; can be restored when scratched caused by everyday use.*



Flumood è un materiale solid surface di nuova generazione brevettato da antoniolupi che va oltre l'uso quotidiano, anche per la sua resistenza al fuoco.

*Flumood is a new generation solid surface material patented by antoniolupi that goes beyond daily use, also for its fire resistance.*

**Bianco**





MATERIALI E FINITURE  
MATERIALS AND FINISHES

# COLORMOOD

2020

design\_AL Studio

Su Colormood viene applicato un trattamento che offre un'elevata resistenza alle macchie oltre ad avere eccellenti proprietà tecniche ed estetiche. La finitura data conferisce alle superfici un esclusivo tocco vellutato, una resistenza unica ed una straordinaria purezza estetica, estremamente opaca, anti-impronta, resistente ai micrograffi superficiali, non riflette la luce ed è in grado di adattarsi perfettamente a qualsiasi progetto di interior design. Colormood è disponibile in un'ampia gamma colori, per offrire ad architetti e designer infinite possibilità progettuali ed estetiche e realizzare così progetti migliori adatti alle esigenze dei loro committenti.

*A treatment is applied to Colormood that offers high resistance to stains as well as having excellent technical and aesthetic properties. This finish gives the surfaces an exclusive velvety touch, a unique resistance and an extraordinary aesthetic value, extremely opaque, anti-fingerprint, resistant to micro-scratches on the surface, does not reflect light and is able to adapt perfectly to any interior design project. Colormood is available in a wide range of colors, to offer architects and designers infinite design and aesthetic possibilities and therefore create better projects suited to the needs of their clients.*



Con il Colormood è possibile realizzare, lavabi da appoggio, lavabi free standing, top, top integrati e vasche, come da nostro campionario colori

*Colormood is used to create top mount sinks, freestanding sinks, tops, tops with integrated sinks, and bathtubs, as per our colour samples.*





MATERIALE FINITURE  
MATERIALS AND FINISHES

# CRISTALMOOD

2018

design\_AL Studio



Resistente come la pietra, trasparente come il cristallo

*Resistant as stone, clear as crystal*



Il Cristalmood è una resina di nostra creazione che viene colata manualmente negli stampi. Gli oggetti una volta estratti, devono essere rifiniti manualmente mediante carteggiatura per togliere tutte le imperfezioni sia all'interno che all'esterno. Come se fosse di pietra, ogni prodotto risulta così unico, le leggere differenze di colore, di dimensione, o le piccole bolle d'aria che possono formarsi, danno anima e autenticità ad ogni oggetto.

*Cristalmood is a resin of our own creation that is manually poured into molds. Once extracted, the objects must be finished manually by sanding them to remove all imperfections both inside and out. As if it were made of stone, each product is unique, the slight differences in color, size, or small air bubbles that can form, give soul and authenticity to each object.*





# ICEMOOD

2022

design\_AL Studio



Resistente come la pietra, trasparente come il cristallo, il Cristalmood è una resina di nostra creazione che viene colata manualmente negli stampi. Ogni prodotto risulta unico, le leggere differenze di colore, di dimensione o piccole bolle d'aria che possono formarsi, danno anima e autenticità ad ogni prodotto.

ICEMOOD è la capacità di un'azienda di combinare ricerca, prestazioni, tecniche e obiettivi estetici, arricchita da colori inediti e colori coordinati ai nostri sistemi. Una finitura effetto seta, da realizzare esternamente, questo è ICEMOOD dall'aspetto elegante e raffinato, per dare ad ogni prodotto un aspetto unico nel suo genere. Tecnologia avanzata, materiale non ingiallente, adatta per indoor e outdoor.

*Resistant like stone and transparent like crystal, Cristalmood is a resin of our creation that is manually poured into molds. Each product is unique, the slight differences in color, size or small air bubbles give soul and authenticity to each product.*

*ICEMOOD is the ability of a company to combine research, technical performance and aesthetic goals, enriched with original colors coordinated with our systems. A finish with a silk effect, applied externally, this is ICEMOOD with an elegant and refined appearance, to give each product a unique aspect. Advanced technology, non-yellowing material, suitable for indoor and outdoor.*




MATERIALI E FINITURE  
MATERIALS AND FINISHES



street

STREET



# STREET

2023

design\_AL Studio





STREET

Cantine Pisoni  
Cantine Pisoni







STREET





STREET





STREET









## VARIANTI PILETTE / DRAIN VARIANTS

**DI SERIE - STANDARD**

Piletta in marmo con logo a scarico libero di serie.  
Free flowing marble drain with logo as standard

**C**

Copripiletta in marmo a scarico libero su richiesta.  
Free flow marble drain cover upon request

**F**

Foro a scarico libero su richiesta.  
Open drain hole upon request

**PILETTE SU RICHIESTA - DRAINS UPON REQUEST**

I lavabi integrati delle collezioni STREET, MySTREET e MySTREET\_floor, di serie, vengono forniti con la piletta in marmo a scarico libero. Su richiesta è possibile scegliere tra il Copripiletta (C) e il Foro (F) aggiungendo il codice di riferimento al codice del lavabo integrato.

*Integrated sinks in the STREET, MySTREET and MySTREET\_floor collections come with a free-flowing marble drain as standard. On request, it is possible to choose between the Cover (C) and Hole (F) by adding the reference code to the code of the integrated sink.*

**ESEMPI ARTICOLI DA ORDINARE - EXAMPLE OF HOW TO ORDER****1**

Lavabo integrato in marmo.  
Integrated marble sink.

**2**

Foro a scarico libero su richiesta.  
Open drain hole upon request.

art. STREET4772 (1) + F (2) = art. STREET4772F



N.B: su tutte le varianti dei top Street vanno sempre aggiunte le staffe BRIDA.

Note: BRIDA brackets should always be added on all variations of the Street tops.

<i>h</i>	<i>p</i>	<i>l</i>	<i>art.</i>
10,5	35,5	13,5	BRIDA35

Staffa in acciaio per fissaggio a parete.

*Steel support for wall fixing.*

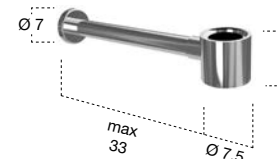


*art.*

**NANO**

Sifone compatto in ottone non regolabile in altezza per lavabi. Finitura cromo lucido o nero opaco.

*Compact brass siphon for sinks not adjustable in height. Polished Chrome or matt black finish.*



STREET

<i>l</i>	<i>art.</i>
da   from 108 a   to 234	STREETLED

Illuminazione a led compresa di trasformatore per top con canale posteriore.

*LED lighting complete with transformer for top with back canal.*






<i>h</i>	<i>p</i>	<i>l</i>	<i>art.</i>
<b>4</b>	<b>5</b>	<b>45</b>	<b>PIATTA</b>

Porta salviette in acciaio inox AISI 304 verniciato gofrato o seta come da nostra cartella colori laccati.  
 N.B: non è possibile posizionarlo su frontali fresati.

*Towel holder in stainless steel AISI 304 with a lacquered embossed or silk finish as per our colour chart.  
 Note: It cannot be placed on milled fronts.*





STREET

<i>h</i>	<i>l</i>	<i>art.</i>
<b>8,3</b>	<b>2,5</b>	<b>BILLOSTREET</b>



Porta salviette in acciaio inox AISI 304 verniciato come da nostra cartella colori laccati.

*Towel holder in stainless steel AISI 304 with a lacquered finish as per our colour chart.*



8,3

2,5



I lavabi sono disponibili con frontale liscio **1** o fresato **2**.

*The sinks are available with fronts smooth **1** or milled **2**.*





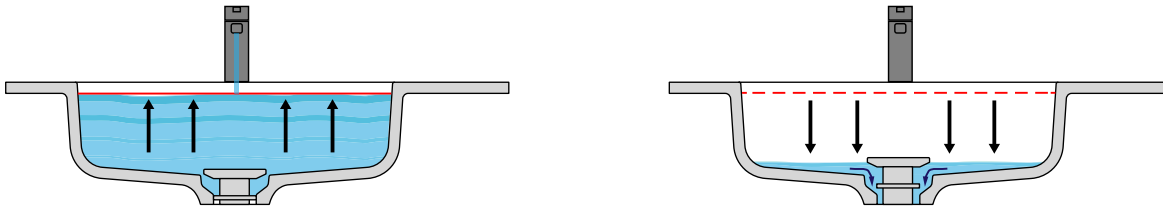


STREET\_MOODLIGHT è il nuovo lavabo con sistema TROPPOPIENO AUTOMATICO INVISIBILE.

La piletta si apre automaticamente al raggiungimento del livello di sicurezza PREDEFINITO, permettendo all'acqua di defluire.

*STREET\_MOODLIGHT is the new washbasin with an AUTOMATIC INVISIBLE OVERFLOW system.*

*The drain opens automatically when the PRESET safety level is reached allowing the water to drain away.*







STREET





STREET





STREET








STREET









STREET





STREET







STREET

**STREET consolle**

Installazione in nicchia.

*Installation within walls.*



Installazione in nicchia con fianchi di chiusura.

*Installation within walls with closed sides.*



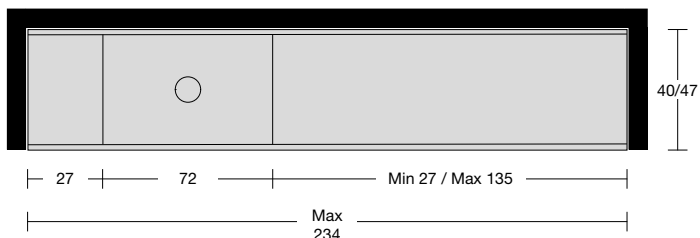

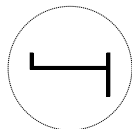


STREET

**LAVABO DECENTRATO | OFF-CENTER SINK**

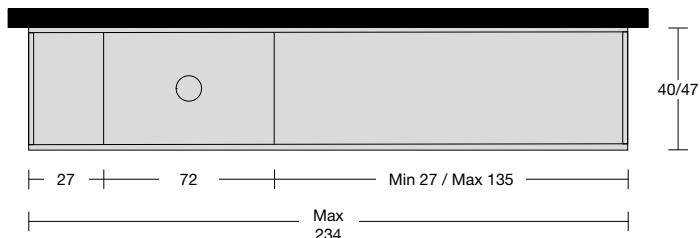

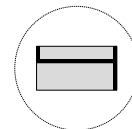
IN NICCHIA | WITHIN WALLS

VERSIONE SX | Left version



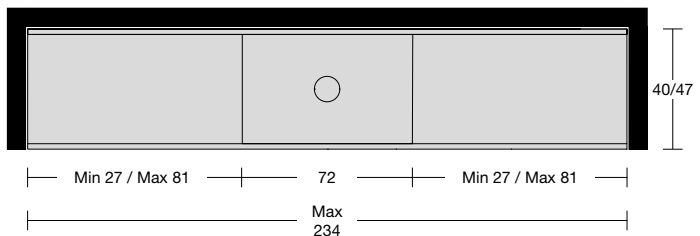
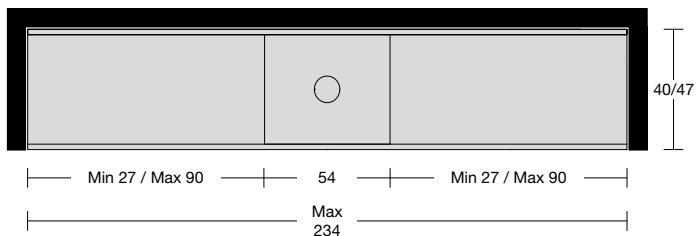
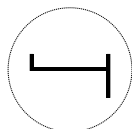
A PARETE CON FIANCHI DI CHIUSURA | WALL MOUNTED WITH CLOSED SIDES

VERSIONE SX | Left version

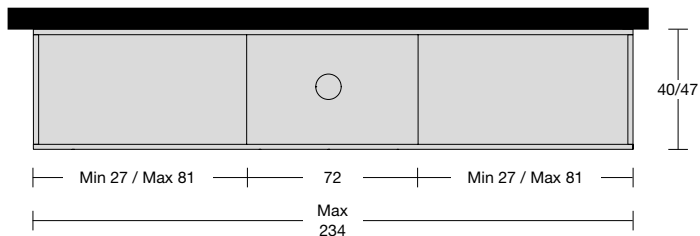
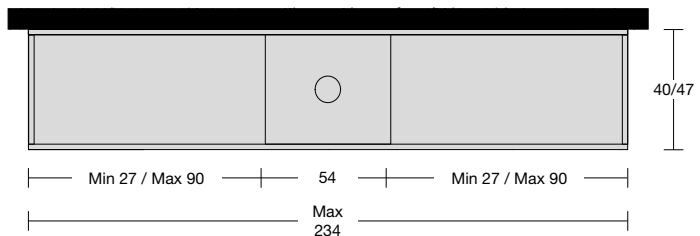
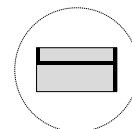


**LAVABO CENTRATO | CENTERED SINK**

IN NICCHIA | WITHIN WALLS



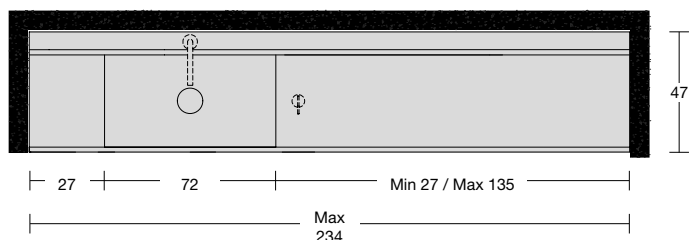
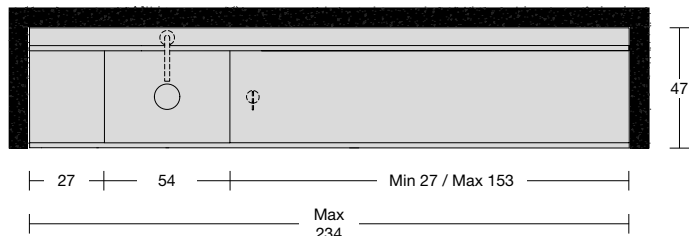
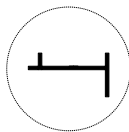
A PARETE CON FIANCHI DI CHIUSURA | WALL MOUNTED WITH CLOSED SIDES



**LAVABO DECENTRATO CON CANALE | OFF-CENTER SINK WITH CANAL**

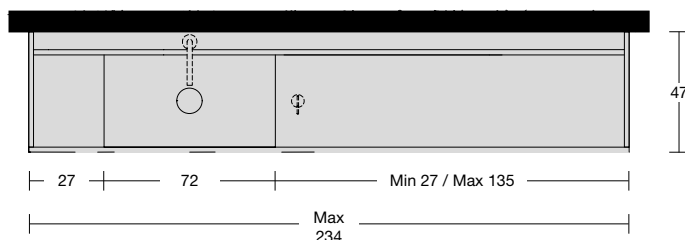
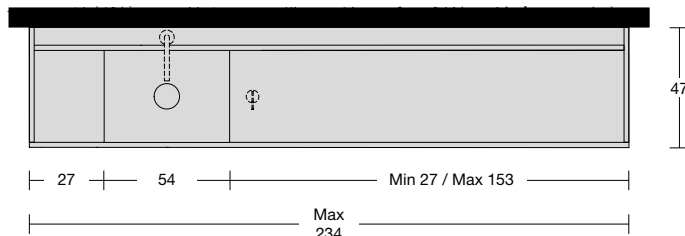
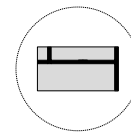
IN NICCHIA | WITHIN WALLS

VERSIONE SX | Left version



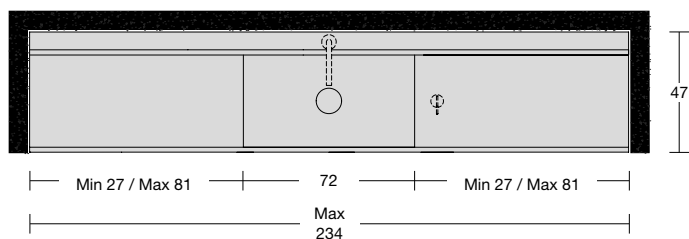
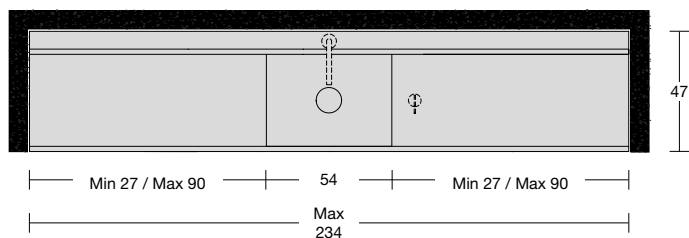
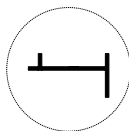
A PARETE CON FIANCHI DI CHIUSURA | WALL MOUNTED WITH CLOSED SIDES

VERSIONE SX | Left version

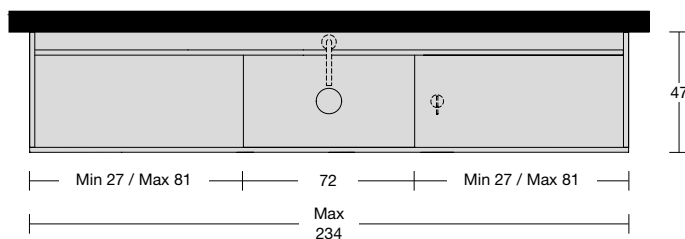
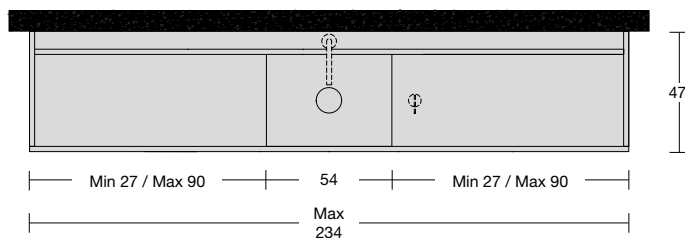
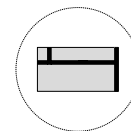


**LAVABO CENTRATO CON CANALE / CENTERED SINK WITH CANAL**

IN NICCHIA | WITHIN WALL

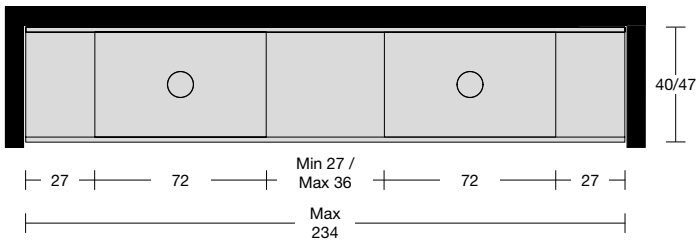
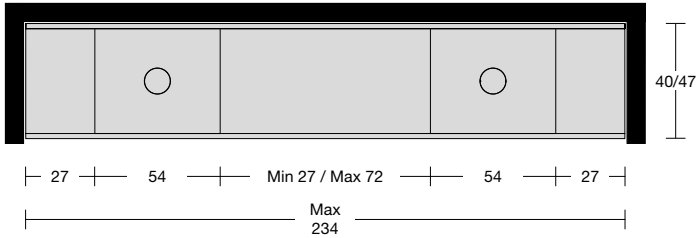
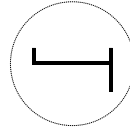


A PARETE CON FIANCHI DI CHIUSURA | WALL MOUNTED WITH CLOSED SIDES

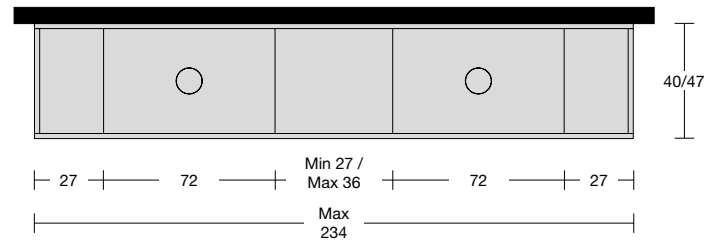
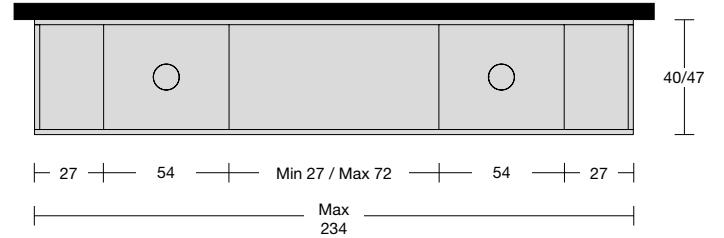
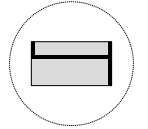


**LAVABO DOPPIO | DOUBLE SINK**

IN NICCHIA | WITHIN WALLS

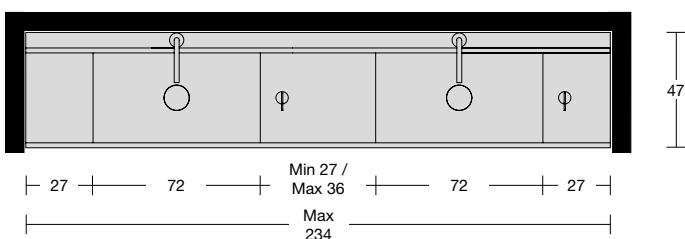
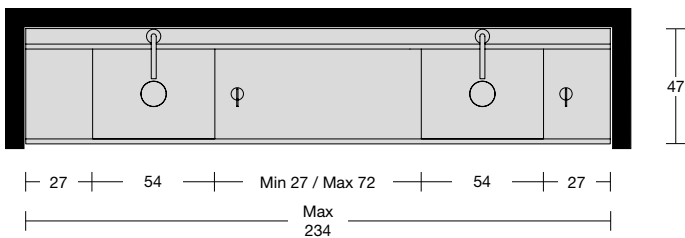
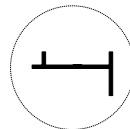


A PARETE CON FIANCHI DI CHIUSURA | WALL MOUNTED WITH CLOSED SIDES

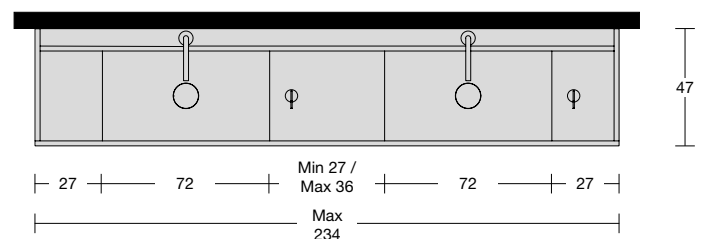
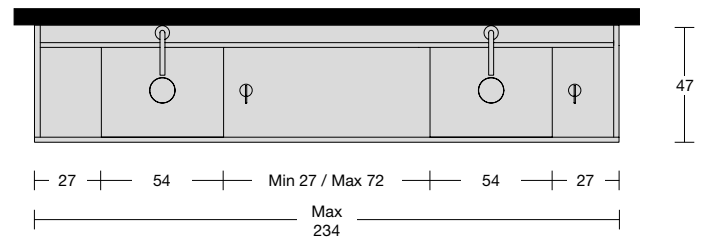
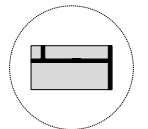


**LAVABO DOPPIO CON CANALE | DOUBLE SINK WITH CANAL**

IN NICCHIA | WITHIN WALLS



A PARETE CON FIANCHI DI CHIUSURA | WALL MOUNTED WITH CLOSED SIDES

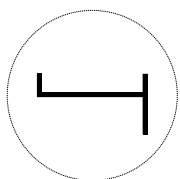






STREET


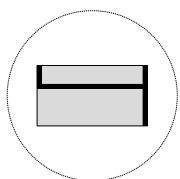
**prof. 40 | 47 cm senza canale**  
 40 / 47 cm D. without canal



<i>h</i>	<i>p</i>	<i>l</i>	<i>art.</i>
25	40	da   from 108 a   to 234	STREET240
	47	da   from 108 a   to 234	STREET247

Top in marmo o Moodlight senza fianchi di chiusura.

Marble or Moodlight top to be inserted in a niche without closing sides.



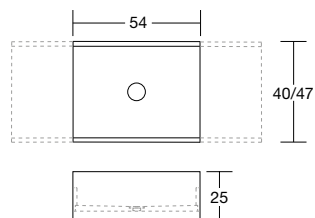
<i>h</i>	<i>p</i>	<i>l</i>	<i>art.</i>
25	40	da   from 108 a   to 234	STREET140
	47	da   from 108 a   to 234	STREET147

Top in marmo o Moodlight con fianchi di chiusura.

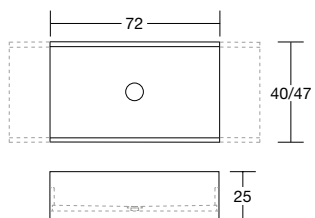
Marble or Moodlight top with closing sides.

**LAVABI INTEGRATI | INTEGRATED SINKS**

Art. STREET4054 Prof. 40  
 Art. STREET4754 Prof. 47



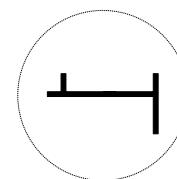
Art. STREET4072 Prof. 40  
 Art. STREET4772 Prof. 47



Lavabo integrato in marmo o Moodlight.

Marble or Moodlight integrated sink.


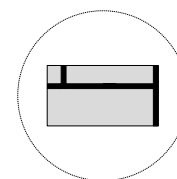
**prof. 47 cm con canale posteriore**  
*47 cm D. with back canal*



<i>h</i>	<i>p</i>	<i>l</i>	<i>art.</i>
25	47	da   from 108 a   to 234	STREET447

Top in marmo o Moodlight senza fianchi di chiusura.

*Marble or Moodlight top with back canal without closing sides.*



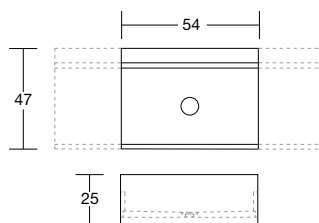
<i>h</i>	<i>p</i>	<i>l</i>	<i>art.</i>
25	47	da   from 108 a   to 234	STREET347

Top in marmo o Moodlight con fianchi di chiusura.

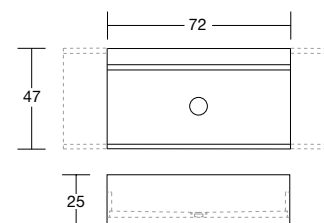
*Marble or Moodlight top with back canal and closing sides.*

**LAVABI INTEGRATI | INTEGRATED SINKS**

Art. STREET24754 Prof. 47



Art. STREET24772 Prof. 47



Lavabo integrato in marmo o Moodlight.

*Marble or Moodlight integrated sink.*

**STREET console**  
con alzata / with backsplash





STREET

STREET consolle  
con alzata / with backsplash





STREET

STREET furniture  
con alzata / with backsplash

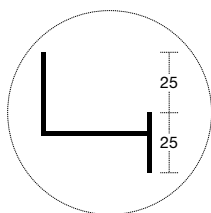






STREET

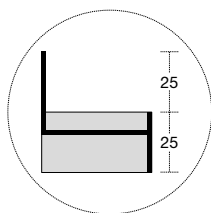
**prof. 40 | 47 cm con alzata**  
 40 / 47 cm D. with backsplash



<i>h</i>	<i>p</i>	<i>l</i>	<i>art.</i>
50	40	da   from 108 a   to 234	STREET2040
47	40	da   from 108 a   to 234	STREET2047

Top in marmo o Moodlight con alzata, senza fianchi di chiusura.

Marble or Moodlight top with backsplash, to be inserted in a niche without closing sides.



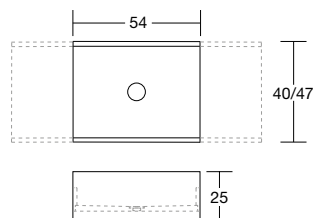
<i>h</i>	<i>p</i>	<i>l</i>	<i>art.</i>
50	40	da   from 108 a   to 234	STREET1040
47	40	da   from 108 a   to 234	STREET1047

Top in marmo o Moodlight con alzata e fianchi di chiusura.

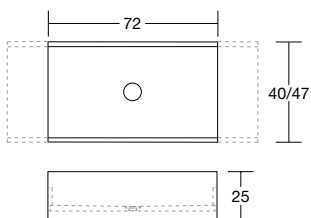
Marble or Moodlight top with baksplash and closing sides.

**LAVABI INTEGRATI | INTEGRATED SINKS**

Art. STREET4054 Prof. 40  
 Art. STREET4754 Prof. 47



Art. STREET4072 Prof. 40  
 Art. STREET4772 Prof. 47



Lavabo integrato in marmo o Moodlight.

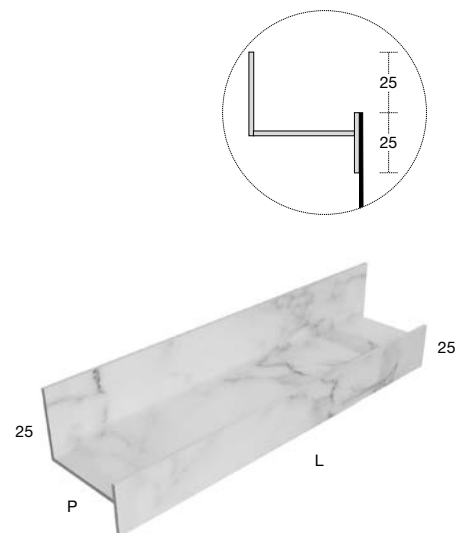
Marble or Moodlight integrated sink.

**top prof. 40 | 47 cm con alzata per mobili prof. 42 | 49 cm**  
*top 40 / 47 cm D with backsplash for furniture 42 / 49 cm D*

<i>h</i>	<i>p</i>	<i>l</i>	<i>art.</i>
50	40	da   from 108 a   to 234	<b>STREET2040</b>
	47	da   from 108 a   to 234	<b>STREET2047</b>

Top in marmo o Moodlight con alzata, per mobile senza fianchi di chiusura.

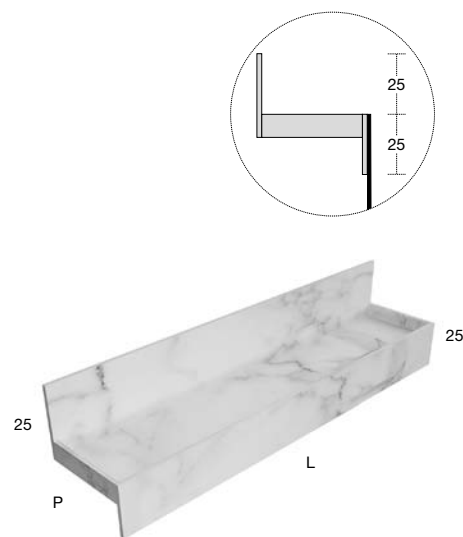
*Marble or Moodlight top with backsplash, for cabinets without closing sides.*



<i>h</i>	<i>p</i>	<i>l</i>	<i>art.</i>
50	40	da   from 108 a   to 234	<b>STREET5040</b>
	47	da   from 108 a   to 234	<b>STREET5047</b>

Top in marmo o Moodlight con alzata, per mobile con fianchi di chiusura.

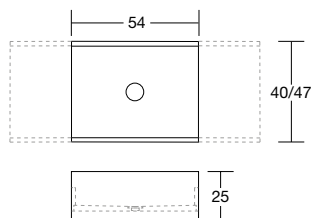
*Marble or Moodlight top with backsplash, for cabinets with closing sides.*



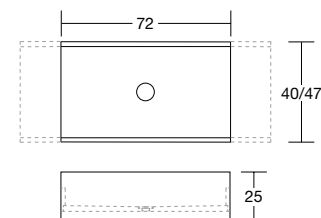
STREET

**LAVABI INTEGRATI | INTEGRATED SINKS**

Art. STREET4054 Prof. 40  
 Art. STREET4754 Prof. 47



Art. STREET4072 Prof. 40  
 Art. STREET4772 Prof. 47



Lavabo integrato in marmo o Moodlight.

*Marble or Moodlight integrated sink.*

**BESTREET**  
furniture h. 25 / 37,5





STREET

**BESTREET**  
furniture h. 25 / 37,5






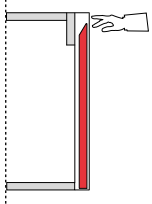
BESTREET  
furniture h. 25 / 37,5





Porta lavabo con 1 cassetto art. SLIM, per sifone art. NANO.

Sink unit shaped with 1 drawer Art. SLIM, for siphon art. NANO.




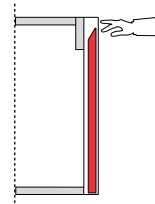
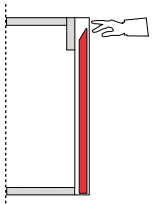
<i>h</i>	<i>p</i>	<i>l</i>
25	40 - 47	27 - 36 - 45 - 54 - 63 - 72
37,5	40 - 47	27 - 36 - 45 - 54 - 63 - 72

Base terminale dx o sx con 1 cassetto art. SLIM.

End RH or LH single drawer cabinet Art. SLIM.

Base con 1 cassetto art. SLIM.

Single drawer cabinet Art. SLIM.



<i>h</i>	<i>p</i>	<i>l</i>
25	40 - 47	27 - 36 - 45 - 54 - 63 - 72 - 90 - 108 - 126
37,5	40 - 47	27 - 36 - 45 - 54 - 63 - 72 - 90 - 108 - 126

<i>h</i>	<i>p</i>	<i>l</i>
25	40 - 47	27 - 36 - 45 - 54 - 63 - 72 - 90 - 108 - 126
37,5	40 - 47	27 - 36 - 45 - 54 - 63 - 72 - 90 - 108 - 126

**STREET furniture**  
h.50 - 65 - 90





STREET

**STREET furniture**  
h.50






STREET

**STREET furniture**  
h.50





STREET

STREET furniture  
h.50







STREET

**STREET furniture**  
h.50






STREET

Due miscelatori si possono inserire solo su un piano centrale (min. 36 cm) nei top con doppia buca.

*Two mixers can only be placed on the central surface (min. 36 cm) of the top with two sinks.*

STREET furniture  
h.50





STREET furniture  
h.65





STREET

STREET furniture  
h.65



Due miscelatori si possono inserire solo su un piano centrale (min. 36 cm) nei top con doppia buca.

*Two mixers can only be placed on the central surface (min. 36 cm) of the top with two sinks.*





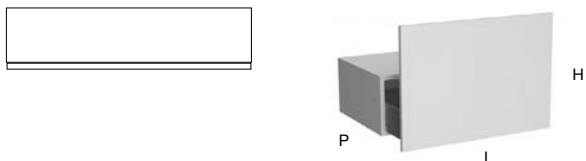
STREET

STREET furniture  
h.65



Porta lavabo con 1 cassetto Art. SLIM sagomato internamente per sifone.  
N.B: l' anta fresata non può essere realizzata in finitura lucida.

*Sink unit shaped for siphon with 1 drawer Art. SLIM.  
P.S. milled fronts cannot be lacquered glossy finish.*

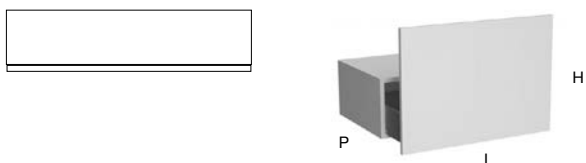


**Anta Liscia o fresata | Smooth or milled door**

<i>h</i>	<i>p</i>	<i>l</i>
50	42	54 - 72
	49	
65	42	54 - 72
	49	

Base con 1 cassetto Art. SLIM (per installazione in nicchia).  
N.B: l' anta fresata non può essere realizzata in finitura lucida.

*Single drawer cabinet Art. SLIM (Installation within walls).  
P.S. milled fronts cannot be lacquered glossy finish.*

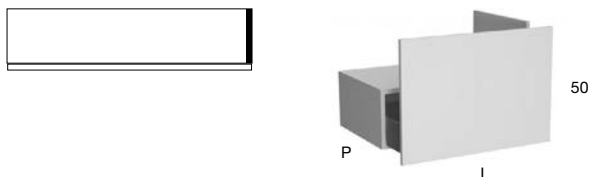


**Anta Liscia o fresata | Smooth or milled door**

<i>h</i>	<i>p</i>	<i>l</i>
50	42	27 - 36 - 54 - 72
	49	
65	42	27 - 36 - 54 - 72
	49	

Base terminale con 1 cassetto Art. SLIM (per installazione a parete).  
N.B: l' anta fresata non può essere realizzata in finitura lucida.

*End cabinet with drawer Art. SLIM. (wall mounted installation).  
P.S. milled fronts cannot be lacquered glossy finish.*



**Anta Liscia o fresata | Smooth or milled door**

<i>h</i>	<i>p</i>	<i>l</i>
50	42	27 - 36 - 54 - 72
	49	
65	42	27 - 36 - 54 - 72
	49	

STREET furniture  
h.90





STREET

**STREET furniture**  
**h.90**





STREET furniture  
h.90







STREET

**STREET furniture**  
**h.90**





Su richiesta è possibile inserire sul ripiano un sensore per l'accensione automatica dell'illuminazione interna che entrerà in funzione al momento dell'apertura delle ante.

*Upon request, a sensor can be placed on the shelf to automatically turn on the interior lighting, which will come into operation when the doors are opened.*

**STREET furniture**  
h.90





STREET

Due miscelatori si possono inserire solo su un piano centrale (min. 36 cm) nei top con doppia buca.

*Two mixers can only be placed on the central surface (min. 36 cm) of the top with two sinks.*

**STREET furniture**  
h.90





Due miscelatori si possono inserire solo su un piano centrale (min. 36 cm) nei top con doppia buca.

*Two mixers can only be placed on the central surface (min. 36 cm) of the top with two sinks.*

STREET furniture  
h.90







STREET

**STREET furniture**  
h.90





STREET

**STREET furniture**  
h.90





STREET




**STREET furniture**  
h.90

Tutta la collezione Street può essere realizzata scegliendo tra la finitura Skin cenere **R** e le categorie **A**, **D** e **O**. I frontali di porta lavabi e basi sono disponibili nella versione liscia **1** o fresata **2**, quest'ultima non può essere realizzata né in finitura lucida né in Skin cenere.

*The entire Street collection can be made by choosing between the Skin cenere finish **R** and categories **A**, **D** and **O**. The fronts of the sink units and cabinets are available in smooth **1** or milled **2**, the latter of which cannot be made in either a high-gloss or Skin cenere finish.*

**R**



Skin cenere

**A**



Bianco lucido/Colorato goffrato

*Glossy white/Embossed lacquered*



**D**




Colorato lucido/Colorato seta

*Glossy lacquered/Silk lacquered*



**O**



Essenza legno

*Wood essence*

Rovere: sbiancato naturale  
castano  
moro  
grigio  
matita  
ardesia  
thermo  
evaporato


Noce: canadese  
visone  
canaletto

Olmo: moro

**1\_ANTA LISCIA - SMOOTH DOOR**



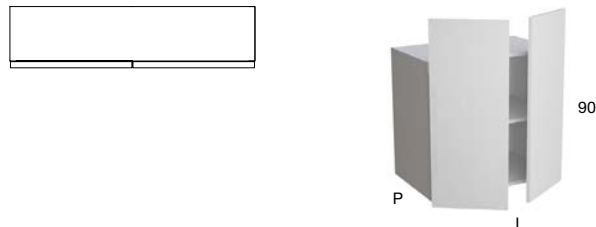
**2\_ANTA FRESATA - MILLED DOOR**



**STREET furniture****h.90**

Porta lavabo con 2 ante, completo di piedini con livellatore.  
 N.B: l' anta fresata non può essere realizzata in finitura lucida.

*Sink unit with 2 doors, complete with leveling feet.  
 P.S. milled fronts cannot be lacquered glossy finish.*

**Anta Liscia o fresata | Smooth or milled door**

<i>h</i>	<i>p</i>	<i>l</i>
<b>90</b>	<b>42</b>	<b>54 - 72</b>
	<b>49</b>	

Base con 1 anta dx o sx (per installazione in nicchia), completa di piedini con livellatore.

N.B: l' anta fresata non può essere realizzata in finitura lucida.

*Cabinet with 1 door right or left (for installation in niche), complete with leveling feet.*

*P.S. milled fronts cannot be lacquered glossy finish.*

**Anta Liscia o fresata | Smooth or milled door**

<i>h</i>	<i>p</i>	<i>l</i>
<b>90</b>	<b>42</b>	<b>27 - 36</b>
	<b>49</b>	

Base terminale con 1 anta dx o sx (per installazione a parete), completa di piedini con livellatore.

N.B: l' anta fresata non può essere realizzata in finitura lucida.

*End cabinet with 1 door right or left (for wall installation), complete with leveling feet.*

*P.S. milled fronts cannot be lacquered glossy finish.*

**Anta Liscia o fresata | Smooth or milled door**

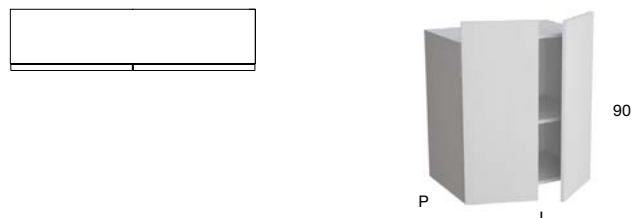
<i>h</i>	<i>p</i>	<i>l</i>
<b>90</b>	<b>42</b>	<b>27 - 36</b>
	<b>49</b>	

Base con 2 ante (per installazione in nicchia), completa di piedini con livellatore.

N.B: l' anta fresata non può essere realizzata in finitura lucida.

*Cabinet with 2 doors (for installation in niche), complete with leveling feet.*

*P.S. milled fronts cannot be lacquered glossy finish.*

**Anta Liscia o fresata | Smooth or milled door**

<i>h</i>	<i>p</i>	<i>l</i>
<b>90</b>	<b>42</b>	<b>54 - 72</b>
	<b>49</b>	

Base con 2 ante e terminale dx o sx (per installazione a parete), completa di piedini con livellatore.

N.B: l' anta fresata non può essere realizzata in finitura lucida.

*End cabinet with 2 doors, right or left hand, (for wall installation), complete with leveling feet.*

*P.S. milled fronts cannot be lacquered glossy finish.*

**Anta Liscia o fresata | Smooth or milled door**

<i>h</i>	<i>p</i>	<i>l</i>
<b>90</b>	<b>42</b>	<b>54 - 72</b>
	<b>49</b>	



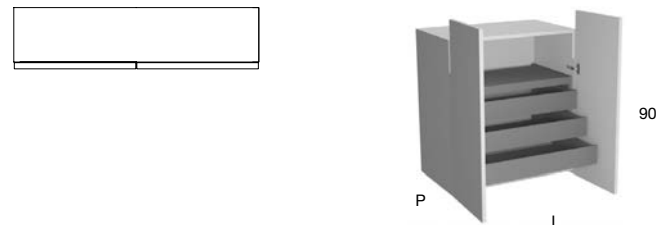
Base con 1 anta dx o sx con 3 cassetti interni e 1 ripiano (per installazione in nicchia). Completo di piedini con livellatore.  
N.B: l' anta fresata non può essere realizzata in finitura lucida.

*Cabinet with 1 door right or left with 3 interior drawers and 1 shelf (for installation in niche). Complete with feet with leveler.  
P.S. milled fronts cannot be lacquered glossy finish.*



Base con 2 ante con 3 cassetti interni e 1 ripiano (per installazione in nicchia). Completo di piedini con livellatore.  
N.B: l' anta fresata non può essere realizzata in finitura lucida.

*Cabinet with 2 doors with 3 interior drawers and 1 shelf (for installation in niche). Complete with feet with leveler.  
P.S. milled fronts cannot be lacquered glossy finish.*



**Anta Liscia o fresata | Smooth or milled door**

h	p	l
90	42	27 - 36
	49	

**Anta Liscia o fresata | Smooth or milled door**

h	p	l
90	42	54 - 72
	49	

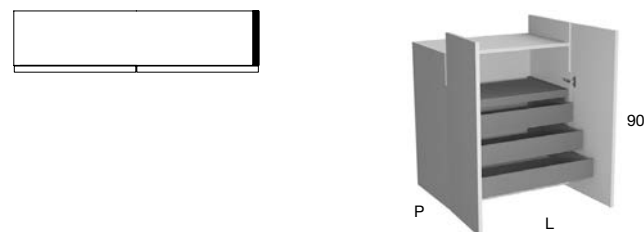
Base terminale con 1 anta dx o sx con 3 cassetti interni e 1 ripiano (per installazione a parete). Completo di piedini con livellatore.  
N.B: l' anta fresata non può essere realizzata in finitura lucida.

*Terminal cabinet with 1 door right or left with 3 interior drawers and 1 shelf (for wall installation). Complete of feet with leveler.  
P.S. milled fronts cannot be lacquered glossy finish.*



Base con 2 ante e terminale dx o sx con 3 cassetti interni e 1 ripiano (per installazione a parete). Completo di piedini con livellatore.  
N.B: l' anta fresata non può essere realizzata in finitura lucida.

*Cabinet with 2 doors and right or left terminal with 3 interior drawers and 1 shelf (for wall installation). Complete with feet with leveler.  
P.S. milled fronts cannot be lacquered glossy finish.*



**Anta Liscia o fresata | Smooth or milled door**

h	p	l
90	42	27 - 36
	49	

**Anta Liscia o fresata | Smooth or milled door**

h	p	l
90	42	54 - 72
	49	



Installazione in nicchia.

*Installation within walls.*



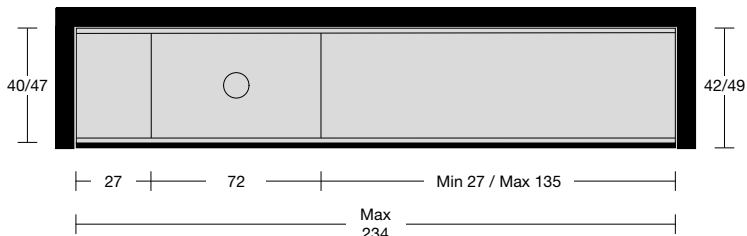
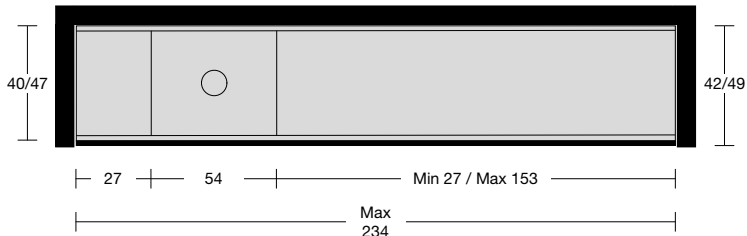
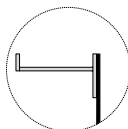
Installazione in nicchia con  
fianchi di chiusura.

*Installation within walls with  
closed sides.*

**LAVABO DECENTRATO | OFF-CENTER SINK**

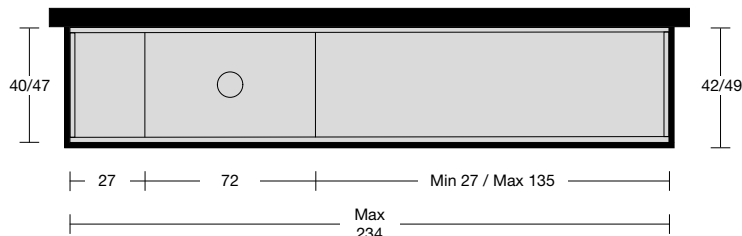
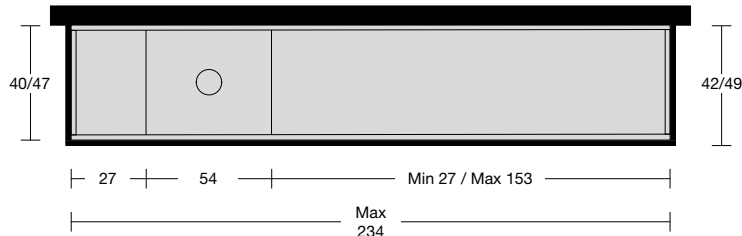
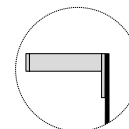
IN NICCHIA | WITHIN WALLS

VERSIONE SX | Left version



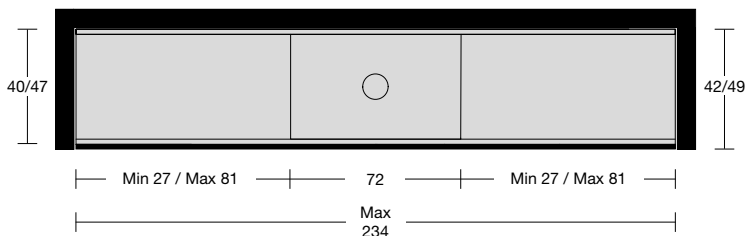
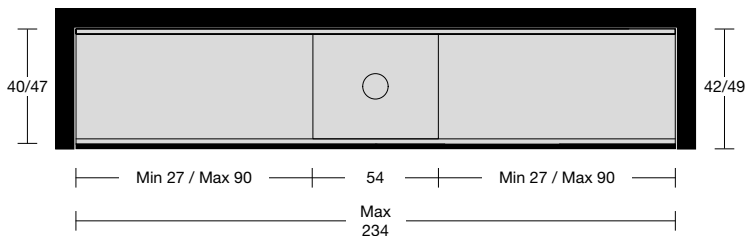
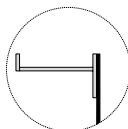
A PARETE CON FIANCHI DI CHIUSURA | WALL MOUNTED WITH CLOSED SIDES

VERSIONE SX | Left version

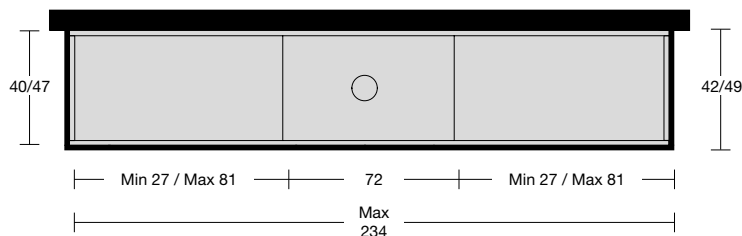
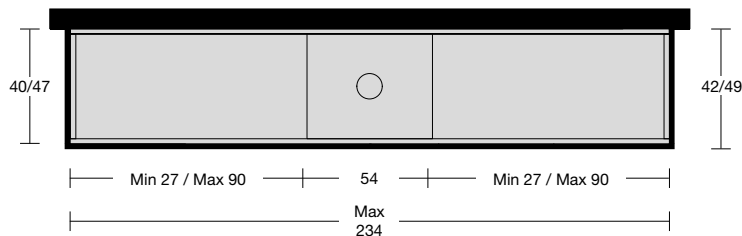
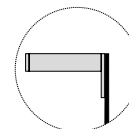


**LAVABO CENTRATO | CENTERED SINK**

IN NICCHIA | WITHIN WALLS



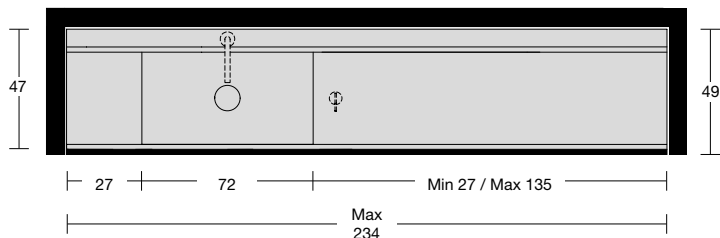
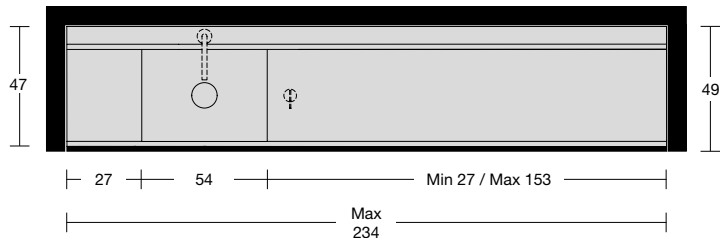
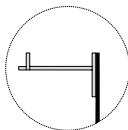
A PARETE CON FIANCHI DI CHIUSURA | WALL MOUNTED WITH CLOSED SIDES



**LAVABO DECENTRATO CON CANALE | OFF-CENTER SINK WITH CANAL**

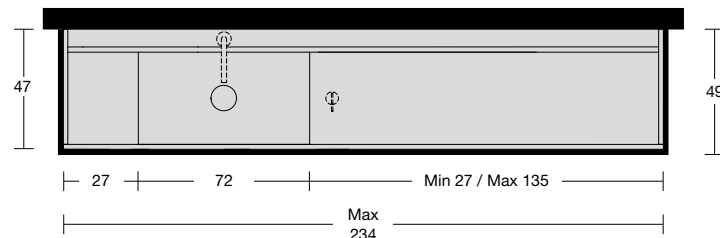
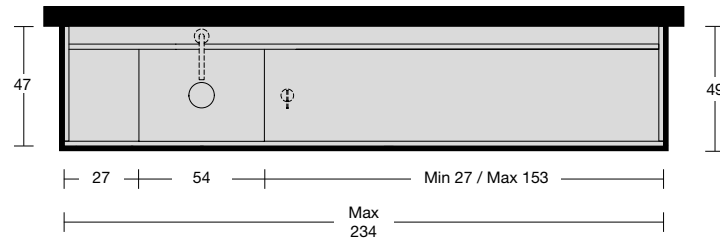
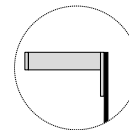
IN NICCHIA | WITHIN WALLS

VERSIONE SX | Left version



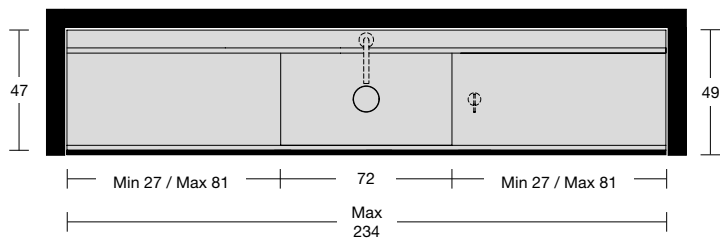
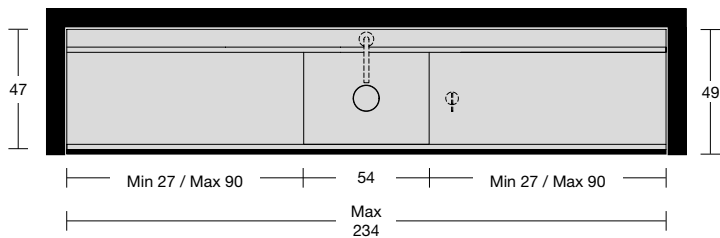
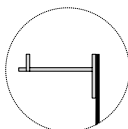
A PARETE CON FIANCHI DI CHIUSURA | WALL MOUNTED WITH CLOSED SIDES

VERSIONE SX | Left version

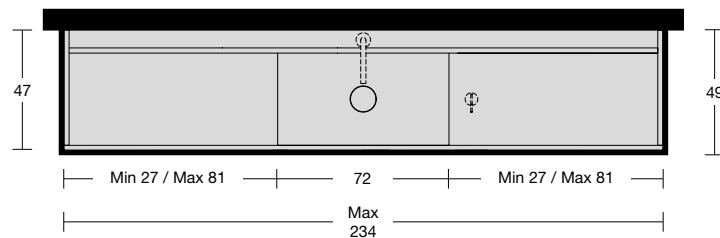
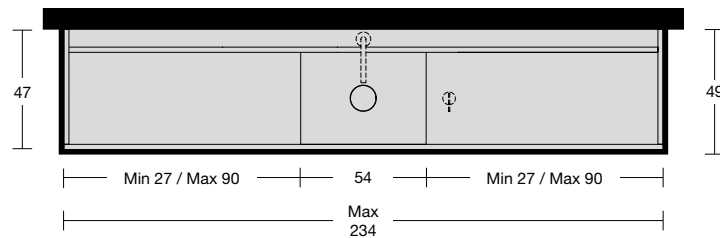
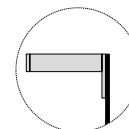


**LAVABO CENTRATO CON CANALE | CENTERED SINK WITH CANAL**

IN NICCHIA | WITHIN WALLS

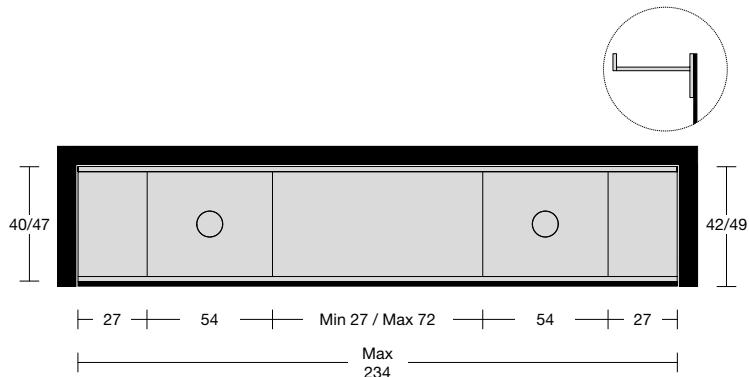


A PARETE CON FIANCHI DI CHIUSURA | WALL MOUNTED WITH CLOSED SIDES

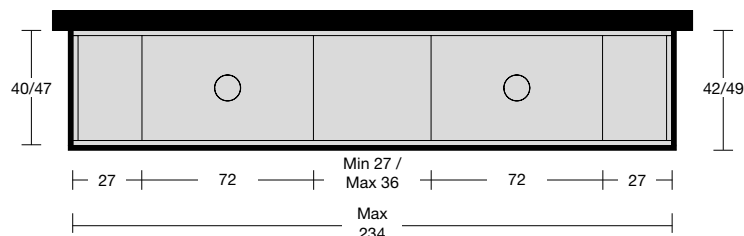
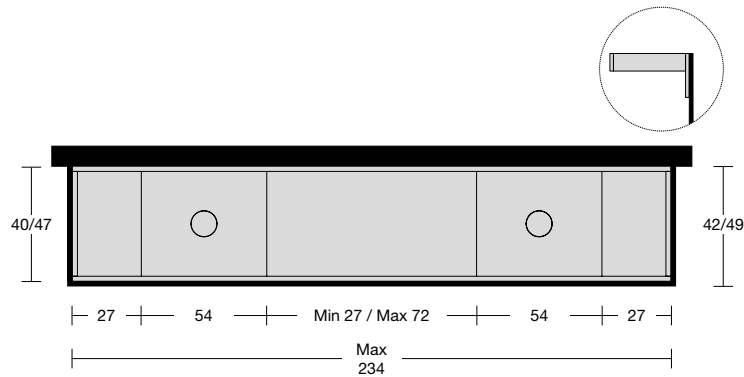


**LAVABO DOPPIO | DOUBLE SINK**

IN NICCHIA | WITHIN WALLS

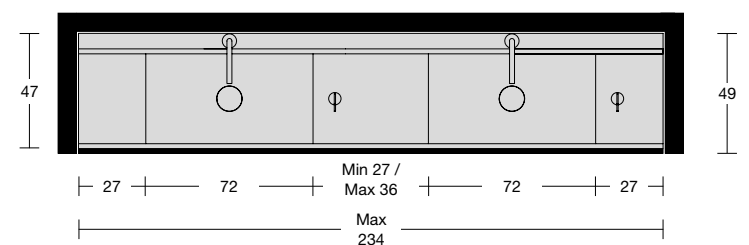
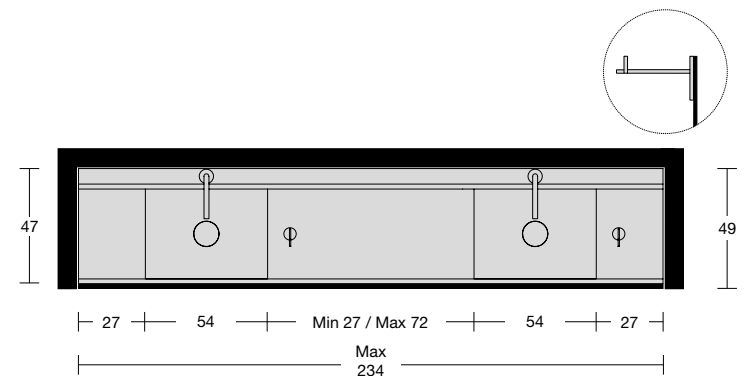


A PARETE CON FIANCHI DI CHIUSURA | WALL MOUNTED WITH CLOSED SIDES

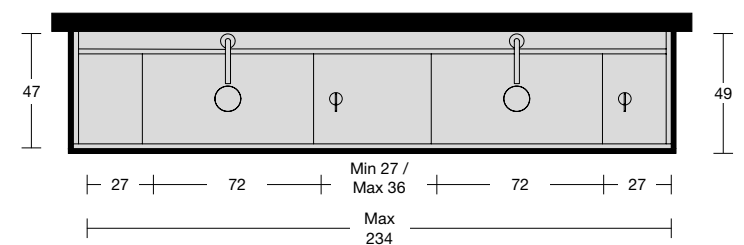
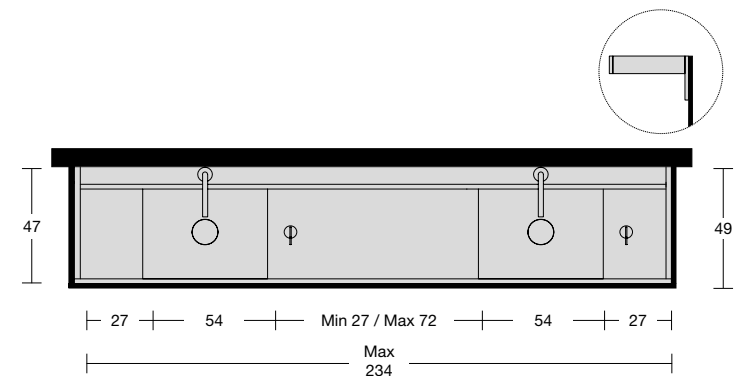


**LAVABO DOPPIO CON CANALE | DOUBLE SINK WITH CANAL**

IN NICCHIA | WITHIN WALLS



A PARETE CON FIANCHI DI CHIUSURA | WALL MOUNTED WITH CLOSED SIDES



N.B: su tutte le varianti dei top Street vanno sempre aggiunte le staffe BRIDA.

Note: BRIDA brackets should always be added on all variations of the Street tops.

<i>h</i>	<i>p</i>	<i>l</i>	<i>art.</i>
10,5	35,5	13,5	<b>BRIDA35</b>

Staffa in acciaio per fissaggio a parete.

*Steel support for wall fixing.*

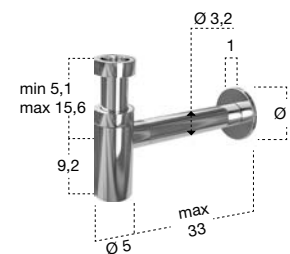


*art.*

**BRAGA**

Sifone in ottone regolabile in altezza per lavabi, nelle finiture disponibili.

*Brass siphon for sinks adjustable in height, in the available finishes.*



<i>l</i>	<i>art.</i>
da   from 108 a   to 234	<b>STREETLED</b>


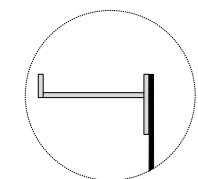
Illuminazione a led compresa di trasformatore per top con canale posteriore.

*LED lighting complete with transformer for top with back canal.*



**STREET furniture**


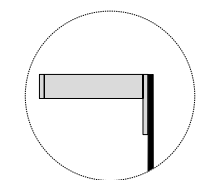
**top prof. 40 | 47 cm per mobili prof. 42 | 49 cm**  
*top 40 / 47 cm D for furniture 42 / 49 cm D*



<i>h</i>	<i>p</i>	<i>l</i>	<i>art.</i>
<b>25</b>	<b>40</b>	<b>da   from 108 a   to 234</b>	<b>STREET240</b>
	<b>47</b>	<b>da   from 108 a   to 234</b>	<b>STREET247</b>

Top in marmo o Moodlight per mobile senza fianchi di chiusura.

*Marble or Moodlight top for cabinets without closing sides.*



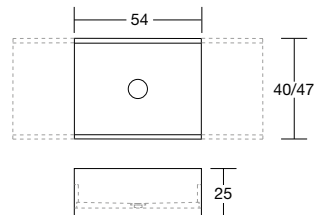
<i>h</i>	<i>p</i>	<i>l</i>	<i>art.</i>
<b>25</b>	<b>40</b>	<b>da   from 108 a   to 234</b>	<b>STREET540</b>
	<b>47</b>	<b>da   from 108 a   to 234</b>	<b>STREET547</b>

Top in marmo o Moodlight per mobile con fianchi di chiusura.

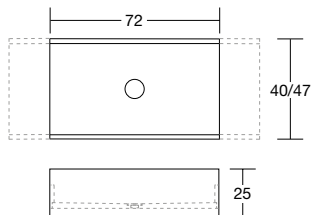
*Marble or Moodlight top for cabinets with closing sides.*

**LAVABI INTEGRATI | INTEGRATED SINKS**

Art. STREET4054 Prof. 40  
 Art. STREET4754 Prof. 47



Art. STREET4072 Prof. 40  
 Art. STREET4772 Prof. 47



Lavabo integrato in marmo o Moodlight.

*Marble or Moodlight integrated sink.*

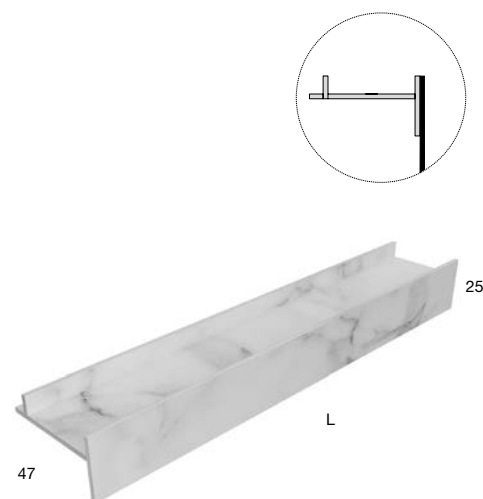


top prof. 47 cm per mobili prof. 49 cm  
top 47 cm D for furniture 49 cm D

<i>h</i>	<i>p</i>	<i>l</i>	<i>art.</i>
25	47	da   from 108 a   to 234	STREET447

Top in marmo o Moodlight, con canale posteriore per mobile senza fianchi di chiusura.

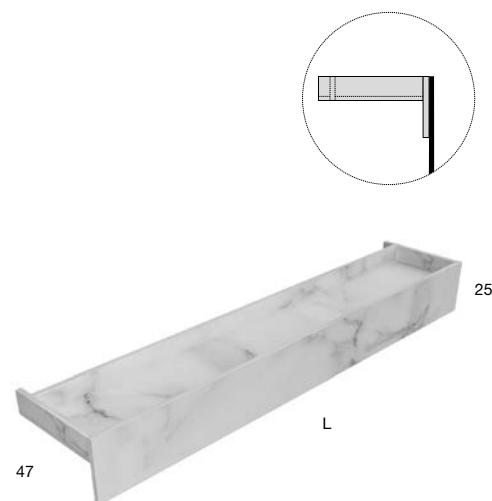
Marble or Moodlight top with back canal, for cabinets without closing sides.



<i>h</i>	<i>p</i>	<i>l</i>	<i>art.</i>
25	47	da   from 108 a   to 234	STREET647

Top in marmo o Moodlight, con canale posteriore per mobile con fianchi di chiusura.

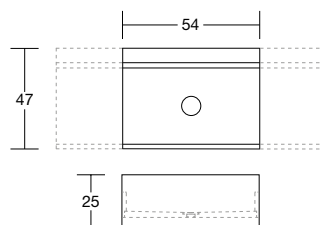
Marble or Moodlight top with back canal, for cabinets with closing sides.



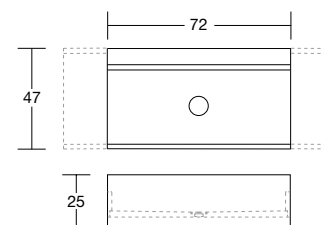
STREET

LAVABI INTEGRATI | INTEGRATED SINKS

Art. STREET24754 Prof. 47



Art. STREET24772 Prof. 47




Lavabo integrato in marmo o Moodlight.

Marble or Moodlight integrated sink.



lavabi  
d'architettura /  
architectural  
sinks



# STRAPPO

2011

design\_Domenico De Palo





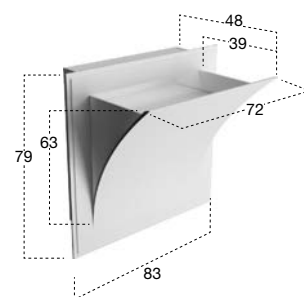





<i>h</i>	<i>p</i>	<i>l</i>	<i>art.</i>	<i>art.</i>
<b>79</b>	<b>48</b>	<b>83</b>	<b>STRAPPO</b>	<b>STRAPPOL Con illuminazione a led   With led lighting</b>

Lavabo da incasso a parete in Moodlight, con o senza illuminazione a led (4000 K), completo di piletta ispezionabile, sifone, tubo flessibile e, nella versione a led, incluso di trasformatore.

*Encased Moodlight sink with or without led lighting (4000 K), complete with inspectable drain, trap, flexible hose and transformer for led version.*





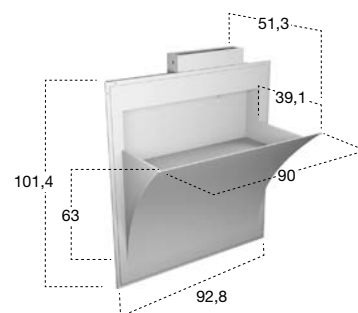




<i>h</i>	<i>p</i>	<i>l</i>	<i>art.</i>	<i>art.</i>
101,4	51,3	92,8	STRAPPOXL	STRAPPOXLL Con illuminazione a led   With led lighting

Lavabo da incasso a parete in Moodlight, con o senza illuminazione a led (4000 K), completo di rubinetteria, piletta ispezionabile, sifone, tubo flessibile e, nella versione a led, incluso di trasformatore.

*Encased Moodlight sink with or without led lighting (4000 K), complete with tap, inspectable drain, trap, flexible hose and transformer for led version.*



# SOFFIO

2013

design\_Domenico De Palo





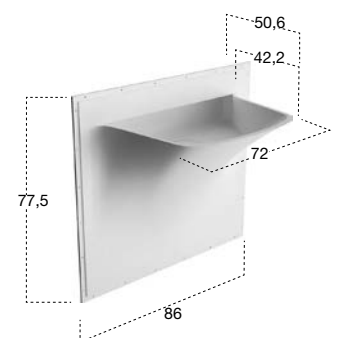




<i>h</i>	<i>p</i>	<i>l</i>	<i>art.</i>	<i>art.</i>
77,5	50,6	86	<b>SOFFIO</b>	<b>SOFFIOL</b> Con illuminazione a led   <i>With led lighting</i>

Lavabo da incasso a parete in Moodlight, con o senza illuminazione a led (4000 K), completo di piletta ispezionabile, sifone, tubo flessibile e, nella versione a led, incluso di trasformatore.

*Encased Moodlight sink with or without led lighting (4000 K), complete with inspectable drain, trap, flexible hose and transformer for led version.*



# SILENZIO

2012

design\_Domenico De Palo







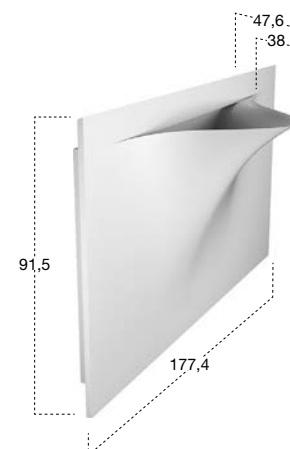




<i>h</i>	<i>p</i>	<i>l</i>	<i>art.</i>	<i>art.</i>
91,5	47,6	177,4	<b>SILENZIO</b>	<b>SILENZIOL</b> Con illuminazione a led   <i>With led lighting</i>

Lavabo da incasso a parete in Moodlight, con o senza illuminazione a led (4000 K), completo di piletta ispezionabile, sifone, tubo flessibile e, nella versione a led, incluso di trasformatore.

*Encased Moodlight sink with or without led lighting (4000 K), complete with inspectable drain, trap, flexible hose and transformer for led version.*



# CALICE

2017

design\_Domenico De Palo / Mario Ferrarini



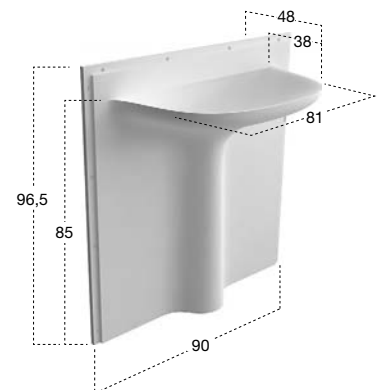


LAVABI D'ARCHITETTURA  
ARCHITECTURAL SINKS

<i>h</i>	<i>p</i>	<i>l</i>	<i>art.</i>	<i>art.</i>
96,5	48	90	<b>CALICE</b>	<b>CALICEL</b> Con illuminazione a led   <i>With led lighting</i>

Lavabo da incasso a parete in Moodlight, con o senza illuminazione a led (4000 K), completo di piletta ispezionabile, sifone tubo flessibile e, nella versione a led, incluso di trasformatore.

*Encased Moodlight sink with or without led lighting (4000 K), complete with inspectable drain, trap flexible hose and transformer for led version.*



# BATTIGIA

2016

design\_Michel Boucquillon





<i>h</i>	<i>p</i>	<i>l</i>	<i>art.</i>	<i>art.</i>
60,7	51,5	?	<b>BATTIGIA</b>	<b>BATTIGIAL</b> Con illuminazione a led   <i>With led lighting</i>

Lavabo da incasso a parete in Moodlight, con o senza illuminazione a led (4000 K), completo di rubinetteria piletta ispezionabile, sifone, tubo flessibile e, nella versione a led, incluso di trasformatore. Disponibile con lastra in vetro extrachiaro o vetro acidato.

(L 90, 108, 126, 144, 180 cm)

*Encased Moodlight sink with or without led lighting (4000 K), complete with tap, inspectable drain, siphon, flexible hose and transformer for led version. Available with extra-clear or acid glass surface.*

(L 90, 108, 126, 144, 180 cm)

<i>h</i>	<i>p</i>	<i>l</i>	<i>art.</i>	<i>art.</i>
60,7	51,5	?	<b>BATTIGIAM</b>	<b>BATTIGIAML</b> Con illuminazione a led   <i>With led lighting</i>

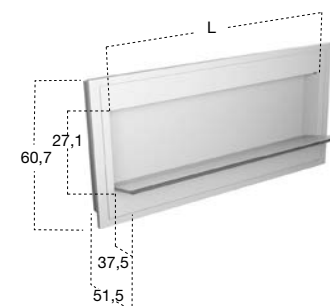
Lavabo da incasso a parete in Moodlight, con o senza illuminazione a led (4000 K), completo di rubinetteria piletta ispezionabile, sifone, tubo flessibile e, nella versione a led, incluso di trasformatore. Disponibile con lastra in marmo Carrara.

(L 90, 108, 126, 144, 180 cm)

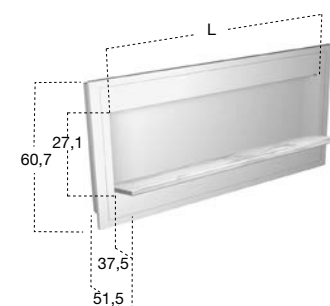
*Encased Moodlight sink with or without led lighting (4000 K), complete with tap, inspectable drain, siphon, flexible hose, and transformer for led version. Available with Carrara marble surface.*

(L 90, 108, 126, 144, 180 cm)

Art. BATTIGIA - BATTIGIAL



Art. BATTIGIAM - BATTIGIAML





lavabi  
freestanding /  
freestanding  
sinks



# ALBUME\_LUX

2022

design\_AL Studio



CALACATTA VIOLA / flumood BIANCO DINAMICO





MELOGRANO / flumood BIANCO DINAMICO



CALACATTA VIOLA



MELOGRANO



CALACATTA VIOLA



MELOGRANO / CALACATTA VIOLA



NOTTURNO / CALACATTA VIOLA





# ALBUME

2018

design\_Carlo Colombo



BRONZO



FUME' / ROVERE THERMO



GINGER / ROVERE THERMO



FUME'





FUMÈ / NERO MARQUINIA



FUMÈ / BIANCO CARRARA

LAVABI FREESTANDING  
FREESTANDING SINKS



GRIGIO LAVICO / ROVERE MATITA





ROSSO LEVANTO / FLUMOOD POMPEIANO



ROSSO LEVANTO / FLUMOOD POMPEIANO



VERDE ALPI / FLUMOOD VESPA



COLLEMANDINA / FLUMOOD SMOKE



BIANCO CARRARA / FLUMOOD CRETA

**ALBUME**



<i>h</i>	<i>Ø</i>	<i>art.</i>
<b>20,5</b>	<b>48</b>	<b>ALBUME10</b>

Lavabo tondo in Cristalmood o Icemood, disponibile in diversi colori come da nostro campionario, soprapiano o abbinabile con colonna art. ALBUME20, art. ALBUME21, art. ALBUME30, art. ALBUME40 e art. ALBUME41, completo di piletta con scarico libero e raccordo per sifone.

*Round sink in Cristalmood or Icemood, available in various colors, top mount or to be combined with pedestal art. ALBUME20, art. ALBUME21, art. ALBUME30, art. ALBUME40 and art. ALBUME41. Complete with drain pipe fitting and open plug.*



<i>h</i>	<i>Ø</i>	<i>art.</i>
<b>20,5</b>	<b>48</b>	<b>ALBUME11</b>

Lavabo tondo in Cristalmood o Icemood, disponibile in diversi colori come da nostro campionario, soprapiano o abbinabile con colonna art. ALBUME20, art. ALBUME21, art. ALBUME30, art. ALBUME40 e art. ALBUME41, completo di piletta con scarico libero e raccordo per sifone.

*Round sink in Cristalmood or Icemood, available in various colors as per our samples, top mount or to be combined with pedestal art. ALBUME20, art. ALBUME21, art. ALBUME30, art. ALBUME40 and art. ALBUME41. Complete with drain pipe fitting and open plug.*



<i>h</i>	<i>Ø</i>	<i>art.</i>
<b>20,5</b>	<b>52</b>	<b>ALBUME12</b>

Lavabo tondo in Cristalmood o Icemood, disponibile in diversi colori come da nostro campionario, abbinabile con colonna art. ALBUME20, art. ALBUME21, art. ALBUME30, art. ALBUME40 e art. ALBUME41, completo di piletta con scarico libero e raccordo per sifone.

*Round sink in Cristalmood or Icemood, available in various colors as per our samples, to be combined with pedestal art. ALBUME20, art. ALBUME21, art. ALBUME30, art. ALBUME40 and art. ALBUME41. Complete with drain pipe fitting and open plug.*

Per conoscere i materiali consultare il Listino Prezzi o il sito Web.  
For materials please consult the Price List or the Website.

Art. ALBUME111



<i>h</i>	<i>Ø</i>	<i>art.</i>
<b>20,5</b>	<b>48</b>	<b>ALBUME111</b>
	<b>52</b>	<b>ALBUME112</b>

Lavabo tondo in pietra, abbinabile con colonna art. ALBUME20, art. ALBUME21, art. ALBUME30, art. ALBUME40 e art. ALBUME41 completo di piletta con scarico libero e raccordo per sifone.

*Round stone sink to be combined with pedestal Art. Albume20, Art.Albume21, Art.Albume30, Albume40 and Art.Albume41. Complete with drain pipe fitting and open plug.*

Art. ALBUME112



<i>h</i>	<i>Ø</i>	<i>art.</i>
<b>65,5</b>	<b>28</b>	<b>ALBUME20</b>

Colonna da terra in Crismood, Icemood o in Flumood verniciabile esternamente in tutti i colori del nostro campionario o in metallo liquido, con scarico a pavimento, sifone e tubo rigido.

*Pedestal in Crismood, Icemood or Flumood, can be externally lacquered in all colors of our collection or in liquid metal, with floor drainage, siphon and rigid tube.*

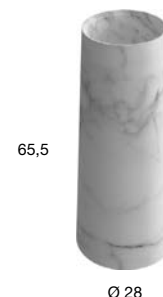
Per conoscere i materiali consultare il Listino Prezzi o il sito Web.  
For materials please consult the Price List or the Website.



<i>h</i>	<i>Ø</i>	<i>art.</i>
<b>65,5</b>	<b>28</b>	<b>ALBUME21</b>

Colonna da terra in pietra con scarico a pavimento, sifone e tubo flessibile.


*Pedestal in stone with floor drainage, siphon and flexible hose.*



<i>h</i>	<i>Ø</i>	<i>art.</i>
<b>65,5</b>	<b>28</b>	<b>ALBUME30</b>

Colonna da terra in Flumood impiallacciato in legno come da nostro campionario, con scarico a pavimento, sifone e tubo flessibile.


*Floor-standing base in Flumood with wood veneer as per our samples, with floor drain, siphon and flexible hose.*



<i>h</i>	<i>Ø</i>	<i>art.</i>
<b>65,5</b>	<b>28</b>	<b>ALBUME41</b>

Colonna da terra in Flumood BIANCO DINAMICO completo di ricevitore remoto, telecomando accensione, regolazione della luminosità dimmerabile, temperatura colore (da 2700 K a 6000 K) con scarico a pavimento e sifone con tubo rigido.

*BIANCO DINAMICO Flumood column complete with remote receiver, remote control switch, dimmable light, color temperature (2700 K to 6000 K) with floor drain and siphon with rigid pipe.*



<i>h</i>	<i>Ø</i>	<i>art.</i>
<b>65,5</b>	<b>28</b>	<b>ALBUME40</b>

Colonna da terra in Flumood Bianco Dinamico completo di illuminazione a led (4000 K), con scarico a pavimento, sifone e tubo rigido.

*Pedestal in Bianco Dinamico Flumood complete with led lighting (4000 K), floor drainage, siphon and rigid hose.*







Sopra: art. Albume11 Cristalmood GINGER | art. Albume20 Flumood METALLO LIQUIDO FINITURA RAME  
 Sulla sinistra: art. Albume10 Cristalmood OCRA | art. Albume20 Flumood METALLO LIQUIDO FINITURA RAME  
 art. Albume11 Cristalmood GINGER | art. Albume20 Flumood METALLO LIQUIDO FINITURA OTTONE

Above: art. Albume11 Cristalmood GINGER | art. Albume20 Flumood laquered LIQUID METAL COPPER FINISH  
 On the left: art. Albume10 Cristalmood OCRA | art. Albume20 Flumood laquered LIQUID METAL COPPER FINISH  
 art. Albume11 Cristalmood GINGER | art. Albume20 Flumood laquered LIQUID METAL BRASS FINISH

**TETI**

2024

design\_AMDLCIRCLE





NOCE CANALETTO

<i>h</i>	<i>Ø</i>	<i>art.</i>
85,5	50	TETI

Lavabo da terra con bacino in Acciaio Inox AISI 316 e colonna in Castagno tinto scuro o Noce Canaletto. Completo di scarico a pavimento, pileta a scarico libero, sifone e tubo flessibile.

*Floor-standing sink with AISI 316 Stainless Steel basin and wooden column (Dark stained chestnut or Noce Canaletto). Complete with free flow floor drain, siphon, and hose.*



# RAMSES

2024

design\_AMD L CIRCLE





<i>h</i>	$\emptyset$	<i>art.</i>
85,5	49,5	<b>RAMSES</b>

<i>h</i>	$\emptyset$	<i>art.</i>
85,5	49,5	<b>RAMSES2</b> Con bacino Acciaio Inox AISI 316   <i>With AISI 316 Stainless Steel sink</i>

Lavabo da terra con bacino in bronzo patinato scuro o Acciaio Inox AISI 316 e colonna in Frassino Moka. Completo di scarico libero a pavimento, sifone e tubo flessibile.

*Floor-standing sink with dark patinated bronze or AISI 316 Stainless Steel and Frassino Moka column. Complete with free flow floor drain, siphon, and flexible hose*



# CHEOPE

2024

design\_AMD L CIRCLE





<i>h</i>	$\emptyset$	<i>art.</i>
85	47	<b>CHEOPE</b>

Lavabo da terra in bronzo satinato o patinato scuro.  
Completo di scarico libero a pavimento, sifone e tubo flessibile.

*Floor-standing sink in satin bronze or dark patina.  
Complete with free flow floor drain, siphon, and flexible hose.*



# ARCADIA

2024

design\_Mario Trimarchi



GRIGIO LAVICO





Per conoscere i materiali consultare il Listino Prezzi o il sito Web.  
 For materials please consult the Price List or the Website.

<i>h</i>	$\emptyset$	<i>art.</i>
<b>85</b>	<b>55</b>	<b>ARCADIA</b>

Lavabo da terra in pietra.  
 Completo di scarico a pavimento, piletta a scarico libero, sifone e tubo rigido.

*Floor-standing stone sink with free flow floor drain, complete with siphon and rigid pipe.*



# NABATEI

2024

design\_AL Studio



COLLEMANDINA










Per conoscere i materiali consultare il Listino Prezzi o il sito Web.  
 For materials please consult the Price List or the Website.

<i>h</i>	<i>p</i>	<i>l</i>	<i>art.</i>
<b>85</b>	<b>40</b>	<b>40</b>	<b>NABT4085</b>

Lavabo da terra in pietra con scarico a pavimento, completo di piletta con scarico libero, sifone e tubo rigido.

*Floor-standing stone sink with free flow floor drain, complete with siphon and rigid pipe.*



<i>h</i>	<i>p</i>	<i>l</i>	<i>art.</i>
<b>75</b>	<b>30</b>	<b>12,5</b>	<b>NBCL3075</b>

Base porta oggetti ad incasso con predisposizione per rubinetteria da piano in essenza legno (impiallacciata solo sul fronte) come da nostro campionario.

*Built-in cabinet for countertop taps in wood essence (veneered only on the front) as per our range.*



<i>h</i>	<i>p</i>	<i>l</i>	<i>art.</i>
<b>75</b>	<b>30</b>	<b>12,5</b>	<b>NBCL3075A</b>

Base porta oggetti con predisposizione per rubinetteria da piano in essenza legno come da nostro campionario.


*Built-in cabinet for countertop taps in wood essence (veneered only on the front) as per our range.*



# BREEZE

2023

design\_AL Studio







MELOGRANO

LAVABI FREESTANDING  
FREESTANDING SINKS






GRAN CRU

<i>h</i>	<i>Ø</i>	<i>art.</i>	<i>art.</i>
90	45	<b>BREEZE</b>	<b>BREEZEW</b> Con illuminazione a led   <i>With led lighting</i>

Lavabo da terra in Cristalmoood o Icemoood con scarico a pavimento, con o senza illuminazione a LED (4000 K), disponibile in diversi colori come da nostro campionario, con fusto opaco completo di piletta a scarico libero, sifone e tubo rigido.

*Freestanding Cristalmoood or Icemoood sink with floor drainage, with or without LED lighting (4000 K), available in various colors as per our samples, with a matt base complete with open plug, siphon and flexible tube.*

LAVABI FREESTANDING  
FREESTANDING SINKS

# ASTRO

2020

design\_Marco Piva





FUMÈ

LAVABI FREESTANDING  
FREESTANDING SINKS






<i>h</i>	<i>p</i>	<i>l</i>	<i>art.</i>	<i>art.</i>
85	45	50	<b>ASTRO</b>	<b>ASTROW</b> Con illuminazione a led   <i>With led lighting</i>

Lavabo da terra in Cristalmood o Icemood con scarico a pavimento, con o senza illuminazione a LED (4000 K), disponibile in diversi colori come da nostro campionario, con fusto opaco completo di piletta a scarico libero, sifone e tubo rigido.

*Freestanding Cristalmood or Icemood sink with floor drainage, with or without LED lighting (4000 K), available in various colors as per our samples, with a matt base complete with open plug, siphon and flexible tube.*



# AURA

2020

design\_Marco Piva








FUMÈ

LAVABI FREESTANDING  
FREESTANDING SINKS






<i>h</i>	<i>p</i>	<i>l</i>	<i>art.</i>	<i>art.</i>
85	45	45	<b>AURA</b>	<b>AURAW</b> Con illuminazione a led   <i>With led lighting</i>

Lavabo da terra in Cristalmood o Icemood con scarico a pavimento, con o senza illuminazione a LED (4000 K), disponibile in diversi colori come da nostro campionario, con fusto opaco completo di piletta a scarico libero, sifone e tubo rigido.

*Freestanding Cristalmood or Icemood sink with floor drainage, with or without LED lighting (4000 K), available in various colors as per our samples, with a matt base complete with open plug, siphon and flexible tube.*



# VITREO


2019

design\_Carlo Colombo /  
AL Studio





LAVABI FREESTANDING  
FREESTANDING SINKS





<i>h</i>	<i>Ø</i>	<i>art.</i>	<i>art.</i>
85	50	<b>VITREO</b>	<b>VITREOW</b> Con illuminazione a led   <i>With led lighting</i>

Lavabo da terra in Cristalmood o Icemood con scarico a pavimento, con o senza illuminazione a LED (4000 K), disponibile in diversi colori come da nostro campionario, completo di piletta con scarico libero, sifone e tubo rigido.

*Freestanding Cristalmood or Icemood sink with floor drainage, with or without LED lighting (4000 K), available in various colors as per our color samples, complete with open plug, siphon and rigid tube.*



# OPALE

2019

design\_Carlo Colombo /  
AL Studio



PETROLIO





PETROLIO / NERO MARQUINIA




NERO MARQUINIA / PETROLIO



<i>h</i>	<i>Ø</i>	<i>art.</i>
<b>16</b>	<b>50</b>	<b>OPALE10</b>

Lavabo decagonale in Cristalmood o Icemood, disponibile in diversi colori come da nostro campionario, soprapiano o abbinabile con colonna art. OPALE20 e art. OPALE21, completo di piletta con scarico libero e raccordo per sifone.

*Decagonal sink in Cristalmood or Icemood, available in various colors, top mount or to be combined with pedestal art. OPALE20 and art. OPALE21 complete with drain pipe fitting and open plug.*




Per conoscere i materiali consultare il Listino Prezzi o il sito Web.  
For materials please consult the Price List or the Website.

<i>h</i>	<i>Ø</i>	<i>art.</i>
<b>16</b>	<b>50</b>	<b>OPALE11</b>

Lavabo tondo in pietra, soprapiano o abbinabile con colonna art. OPALE20 e art. OPALE21, completo di piletta con scarico libero e raccordo per sifone.

*Round stone sink to be used top mount or with base art. OPALE20 or art. OPALE21 complete with drain pipe fitting and open plug.*



<i>h</i>	<i>Ø</i>	<i>art.</i>
<b>70</b>	<b>30</b>	<b>OPALE20</b>

Colonna da terra in Cristalmood o Icemood, disponibile in diversi colori come da nostro campionario, con scarico a pavimento, sifone e tubo rigido.

*Pedestal in Cristalmood or Icemood available in various colors as per our samples, with floor drainage, siphon and rigid tube.*



Per conoscere i materiali consultare il Listino Prezzi o il sito Web.  
For materials please consult the Price List or the Website.

<i>h</i>	<i>Ø</i>	<i>art.</i>
<b>70</b>	<b>28</b>	<b>OPALE21</b>

Colonna da terra in pietra con scarico a pavimento, sifone e tubo flessibile.

*Pedestal in stone with floor drainage, siphon and flexible hose.*



**BORGHI**

2020

design\_Gumdesign



cristalmood FUMÈ / colormood SERENA



cristalmood GRAN CRU / sughero NATURALE  
NATURAI cork

LAVABI FREESTANDING  
FREESTANDING SINKS




colormood SERENA



colormood DELFINO



colormood FALENA



colormood ARGILLA



colormood SERENA / ARGILLA



colormood RAMERINO / LICHENE



colormood ARGILLA / SERENA



colormood LICHENE / RAMERINO



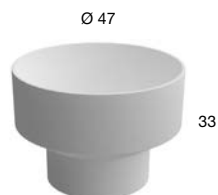
crystal mood GRAN CRU / sughero TOSTATO  
SMOKED cork





cristalmood FUMÉ / NERO MARQUINIA

LAVABI FREESTANDING  
FREESTANDING SINKS



<i>h</i>	<i>Ø</i>	<i>art.</i>
<b>33</b>	<b>47</b>	<b>BORGHIMOOD47</b>

Lavabo tondo in Flumood o Colormood abbinabile con colonna Art. BORGHI20, Art. BORGHI21, Art. BORGHI30N, Art. BORGHI30T o Art. BORGHI30 completo di piletta con scarico libero e raccordo per sifone.

*Round sink in Flumood or Colormood, to be combined with pedestal Art. BORGHI20, Art. BORGHI21, Art. BORGHI30N, Art. BORGHI30T or Art. BORGHI30 complete with drain pipe fitting and open plug.*



<i>h</i>	<i>Ø</i>	<i>art.</i>
<b>33</b>	<b>50</b>	<b>BORGHI11</b>

Lavabo tondo in Cristalmood o Icemood disponibile in diversi colori come da nostro campionario, abbinabile con colonna Art. BORGHI20, Art. BORGHI21, Art. BORGHI30N, Art. BORGHI30T o Art. BORGHI30, completo di piletta con scarico libero e raccordo per sifone.

*Round sink in Cristalmood or Icemood, available in various colors, to be combined with pedestal Art. BORGHI20, Art. BORGHI21, Art. BORGHI30N, Art. BORGHI30T or Art. BORGHI30 complete with drain pipe fitting and open plug.*

Per conoscere i materiali consultare il Listino Prezzi o il sito Web.  
 For materials please consult the Price List or the Website.



<i>h</i>	<i>Ø</i>	<i>art.</i>
<b>67</b>	<b>26</b>	<b>BORGHI21</b>

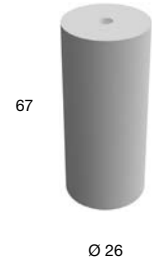
Colonna da terra in pietra con scarico a pavimento, sifone e tubo flessibile.

*Pedestal in stone with floor drainage, siphon and flexible hose.*

<i>h</i>	<i>Ø</i>	<i>art.</i>
<b>67</b>	<b>26</b>	<b>BORGHI20</b>

Colonna da terra in Flumood o Colormood, con scarico a pavimento, sifone e tubo flessibile.

*Pedestal in Flumood or Colormood with floor drainage, siphon and flexible hose.*



<i>h</i>	<i>Ø</i>	<i>art.</i>
<b>67</b>	<b>26</b>	<b>BORGHI30N</b> Sughero naturale   <i>Natural Cork</i>
		<b>BORGHI30T</b> Sughero tostato   <i>Smoked Cork</i>

Colonna da terra in sughero con scarico a pavimento, sifone e tubo flessibile.

*Pedestal in cork with floor drainage, siphon and flexible hose.*



<i>h</i>	<i>Ø</i>	<i>art.</i>
<b>67</b>	<b>26</b>	<b>BORGHI30</b>

Colonna da terra in Flumood impiallacciato in legno come da nostro campionario, con scarico a pavimento, sifone e tubo flessibile.

*Floor-standing base in Flumood with wood veneer as per our samples, with floor drain, siphon and flexible hose.*



# PLISSÉ

2019

design\_Paolo Ulian





LAVABI FREESTANDING  
FREESTANDING SINKS

PLISSÉ



POLVERE DI FERRO /  
IRON POWDER



Cartella colori polvere di metallo a pagina 19.  
 Metal powder color chart on page 19.

<i>h</i>	$\emptyset$	<i>art.</i>
<b>85</b>	<b>47</b>	<b>PLISSE</b>

Lavabo da terra in Flumood o verniciabile esternamente in polvere di metallo in tutti i colori del nostro campionario con scarico a pavimento, completo di piletta con scarico libero, sifone e tubo flessibile.

*Freestanding sink in Flumood or lacquered externally with metal powder in the available colors with floor drainage, complete with open plug, siphon and flexible hose.*



**AGO**

2016

design\_Mario Ferrarini







<i>h</i>	<i>Ø</i>	<i>art.</i>
<b>85</b>	<b>50</b>	<b>AGO85</b>

Lavabo da terra in Flumood o Colormood, verniciabile esternamente in tutti i colori del nostro campionario o in metallo liquido, con scarico a pavimento, completo di pileta con scarico libero, sifone e tubo flessibile.

*Freestanding Flumood or Colormood sink, can be externally lacquered in all colors of our collection or in liquid metal, with floor drainage complete with open plug, siphon and flexible hose.*



# SIMPLO

2015

design\_Mario Ferrarini





<i>h</i>	$\emptyset$	<i>art.</i>
85	45	<b>SIMPLO85</b>

Lavabo da terra in Flumood o Colormood, verniciabile esternamente in tutti i colori del nostro campionario o in metallo liquido, con scarico a pavimento, completo di piletta a scarico libero, sifone e tubo flessibile.

Optional: Troppo Pieno.

*Freestanding Flumood or Colormood sink, can be externally lacquered in all colors of our collection or in liquid metal, with floor drainage complete with open plug, siphon and flexible hose.*

*Optional: Overflow.*



# TUBA

2008

design\_Carlo Colombo

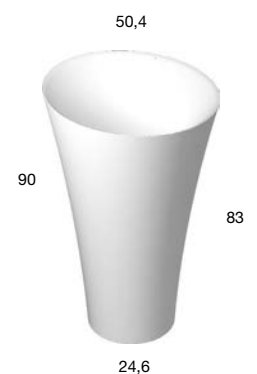




<i>h</i>	$\emptyset$	<i>art.</i>
90	50,4	<b>TUBAMOOD</b>

Lavabo da terra in Flumood con scarico a pavimento, verniciabile esternamente in tutti i colori del nostro campionario o in metallo liquido, completo di piletta con scarico libero, sifone e tubo flessibile.

*Freestanding Flumood sink, can be externally lacquered in all colors of our collection or in liquid metal, with floor drainage complete with open plug, siphon and flexible tube.*



# FUSTO

2015

design\_Nevio Tellatin











<i>h</i>	<i>p</i>	<i>l</i>	<i>art.</i>
<b>85</b>	<b>35</b>	<b>45</b>	<b>FUSTO</b>

Lavabo da terra in Flumood o Colormood, verniciabile esternamente in tutti i colori del nostro campionario o in metallo liquido, con scarico a pavimento, completo di piletta con scarico libero sifone e tubo flessibile.

*Freestanding Flumood or Colormood sink, can be externally lacquered in all colors of our collection or in liquid metal, with floor drainage complete with open plug siphon and flexible hose.*

<i>h</i>	<i>p</i>	<i>l</i>	<i>art.</i>
<b>3</b>	<b>35</b>	<b>18</b>	<b>FOLDVE</b>

Porta salviette in acciaio inox AISI 304 verniciato gofrato o seta come da nostra cartella colori laccati.

*Towel holder in stainless steel AISI 304 embossed or silk lacquer finish as per our colour chart.*



85  
35 45



35 18 3

# ANIMA LIQUIDA

2021

design\_Giorgio Rava





LAVABI FREESTANDING  
FREESTANDING SINKS





<i>h</i>	<i>Ø</i>	<i>art.</i>
<b>89,5</b>	<b>62</b>	<b>ANIMAL62</b> Ceppo di Grè
	<b>78</b>	<b>ANIMAL78</b> Ceppo di Grè

Lavabo da terra in pietra con carico e scarico a pavimento, completo di rubinetteria idroprogressiva con getto a cascata, pileta con scarico libero e tubo flessibile.  
Peso lavabo: 250 kg ca.

*Freestanding stone sink with filling and drainage from the floor, complete with hydro-progressive tap with a waterfall jet, free flow waste and flexible hose.  
Sink weight approx. 250Kg.*



# MySTREET\_floor

2023

design\_AL Studio











LAVABI FREESTANDING  
FREESTANDING SINKS




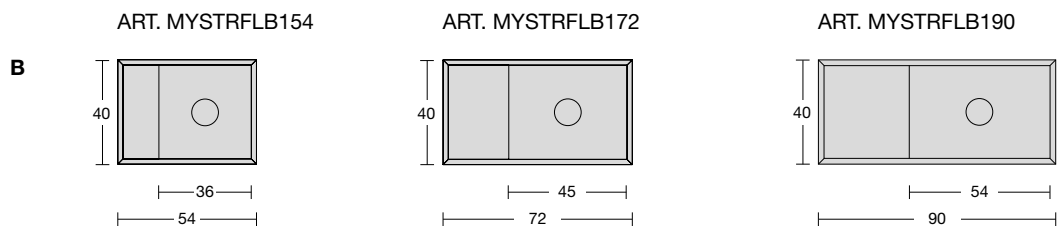
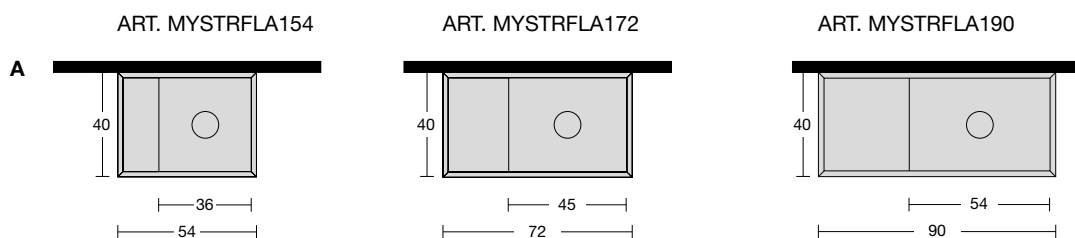


LAVABI FREESTANDING  
FREESTANDING SINKS







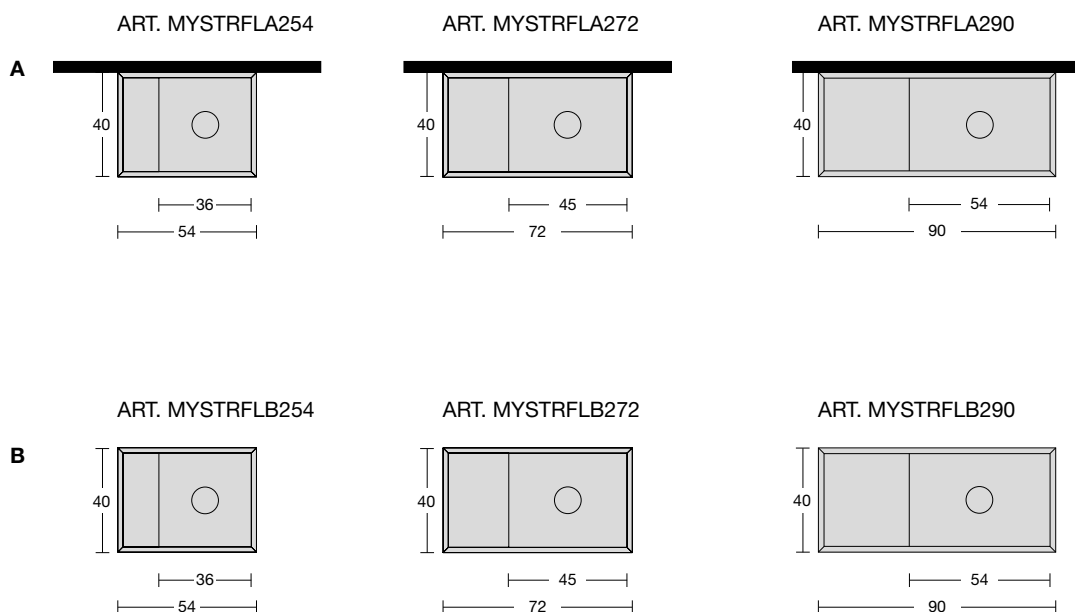


Monoblocco con scarico a parete (A) o freestanding con scarico a pavimento (B) in marmo, piletta a scarico libero e sifone.

Monoblock with wall drain (A) or freestanding with floor drain (B) in marble, drain with free flow plug and siphon.








Lavabo con basamento e scarico a parete (A) o freestanding con scarico a pavimento (B) in marmo con piletta a scarico libero e sifone.

Sink with base and wall drain (A) or freestanding with floor drain (B) in marble, drain with free flow plug and siphon.



# WAVE

2022

design\_Studio Fuksas





LAVABI FREESTANDING  
FREESTANDING SINKS






<i>h</i>	<i>p</i>	<i>l</i>	<i>art.</i>
<b>85</b>	<b>45</b>	<b>103</b>	<b>WAVE</b> Marmo Carrara   Marmo Acquabianca

Lavabo da terra in pietra con scarico a pavimento, completo di piletta con scarico libero, sifone e tubo flessibile.  
Peso lavabo: 250 Kg ca.

*Freestanding stone sink with floor drainage complete with open plug, siphon and flexible hose.  
Sink weight: 250 Kg approx.*



# FLOW

2023

design\_Paolo Ulian






LAVABI FREESTANDING  
FREESTANDING SINKS







<i>h</i>	$\emptyset$	<i>art.</i>
85	47	<b>FLOW</b> Marmo Carrara

<i>h</i>	$\emptyset$	<i>art.</i>
85	47	<b>FLOWL</b> Marmo Carrara Con illuminazione a Led   <i>With led lighting</i>

Lavabo da terra in pietra con scarico a pavimento, con o senza illuminazione a led (4000 K), completo di piletta con scarico libero, sifone, tubo rigido e, nella versione a led, incluso di trasformatore.

Peso lavabo: 37 Kg ca.

*Freestanding stone sink with floor drainage with or without led lighting (4000 K), complete with open plug, siphon, rigid tube and transformer for led version.*

*Sink weight: 37 Kg approx.*




LAVABI FREESTANDING  
FREESTANDING SINKS

# FILORIGO

2023

design\_Paolo Ulian





LAVABI FREESTANDING  
FREESTANDING SINKS







LAVABI FREESTANDING  
FREESTANDING SINKS







GRIGIO LAVICO



ROSSO LEVANTO





VERDE ALPI

<i>h</i>	<i>Ø</i>	<i>art.</i>
85	47	<b>FILORIGO</b>

<i>h</i>	<i>Ø</i>	<i>art.</i>
85	47	<b>FILORIGOL</b> Con illuminazione a Led   <i>With led lighting</i>

Lavabo da terra in pietra con scarico a pavimento, con o senza illuminazione a led (4000 K), completo di piletta con scarico libero, sifone, tubo rigido e, nella versione a led, incluso di trasformatore.

Peso lavabo: 45 Kg ca.

*Freestanding stone sink with floor drainage with or without led lighting (4000 K), complete with open plug, siphon, rigid tube and transformer for led version.*

*Sink weight: 45 Kg approx.*



LAVABI FREESTANDING  
FREESTANDING SINKS

# INTROVERSO

2016

design\_Paolo Ulian









<i>h</i>	$\emptyset$	<i>art.</i>
85	45	<b>INTROVERSO1</b> Marmo Carrara

Lavabo da terra in pietra con scarico a pavimento, completo di piletta con scarico libero, sifone e tubo flessibile. Peso lavabo: 223 kg ca.

*Freestanding stone sink with floor drainage complete with open plug, siphon and flexible hose. Sink weight: 223 kg approx*

Ø 45

85



LAVABI FREESTANDING  
FREESTANDING SINKS



<i>h</i>	<i>Ø</i>	<i>art.</i>
85	45	<b>INTROVERSO3</b> Marmo Carrara

Lavabo da terra in pietra con scarico a pavimento, completo di piletta con scarico libero, sifone e tubo flessibile. Peso lavabo: 223 kg ca.

*Freestanding stone sink with floor drainage complete with open plug, siphon and flexible hose. Sink weight: 223 kg approx*



<i>h</i>	$\emptyset$	<i>art.</i>
85	45	<b>INTROVERSO2</b> Marmo Carrara

Lavabo da terra in pietra con scarico a pavimento, completo di piletta con scarico libero, sifone e tubo flessibile. Peso lavabo: 223 kg ca.

*Freestanding stone sink with floor drainage complete with open plug, siphon and flexible hose. Sink weight: 223 kg approx.*



# CONTROVERSO

2017

design\_Paolo Ulian







LAVABI FREESTANDING  
FREESTANDING SINKS





LAVABI FREESTANDING  
FREESTANDING SINKS






<i>h</i>	<i>p</i>	<i>l</i>	<i>art.</i>
85	45	45	<b>CONTROVERSO</b> Marmo Carrara

Lavabo da terra in pietra con scarico a pavimento, completo di piletta con scarico libero, sifone e tubo flessibile. Peso lavabo: 361 kg ca.

*Freestanding stone sink with floor drainage complete with open plug, siphon and flexible hose. Sink weight: 361 kg approx.*



# PIXEL

2016

design\_Paolo Ulian






<i>h</i>	$\varnothing$	<i>art.</i>
85	45	<b>PIXEL</b> Marmo Carrara

Lavabo da terra in pietra con scarico a pavimento, completo di piletta con scarico libero, sifone e tubo flessibile. Peso lavabo: 177 kg ca.

*Freestanding stone sink with floor drainage complete with open plug, siphon and flexible hose. Sink weight: 177 kg approx.*



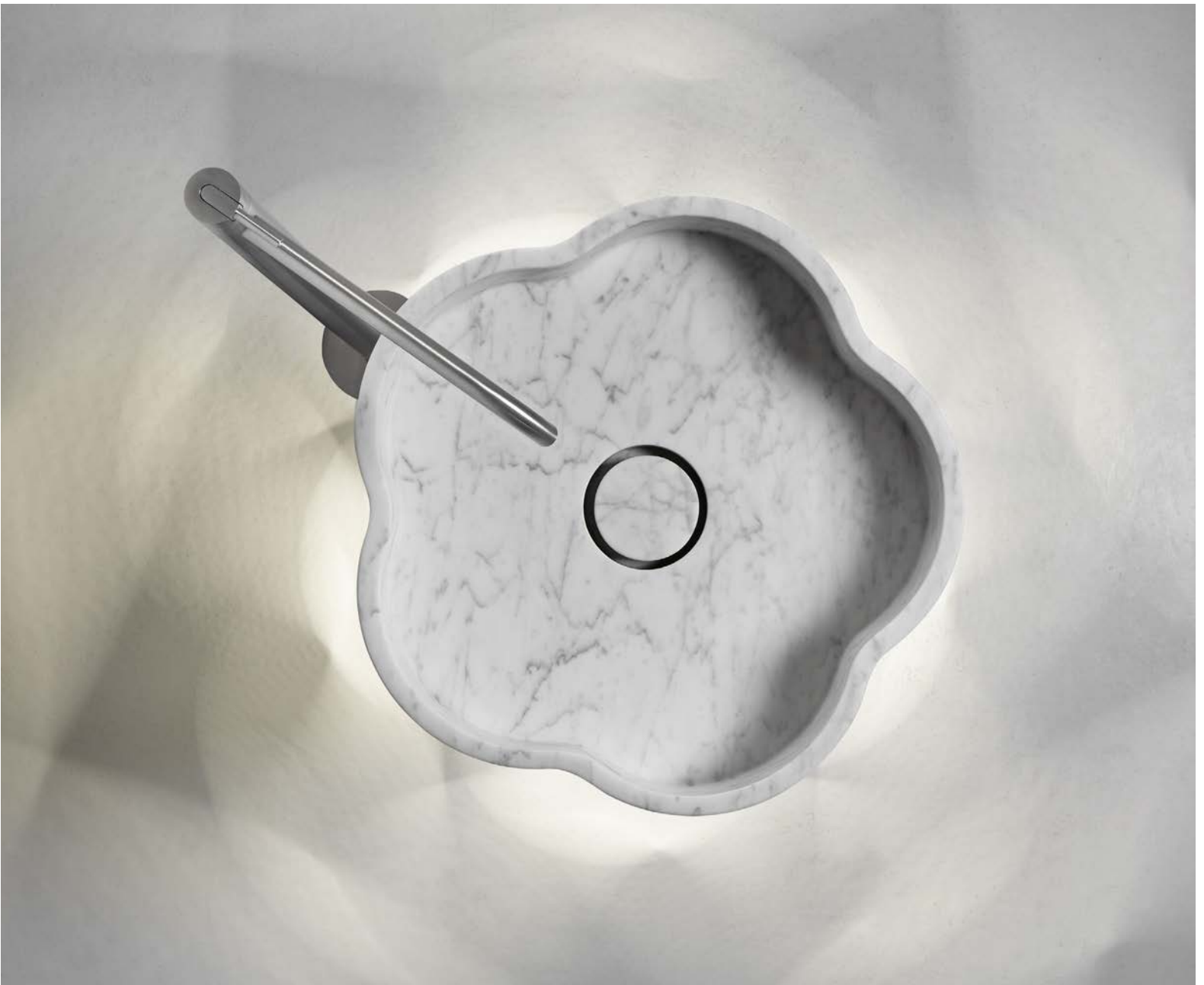
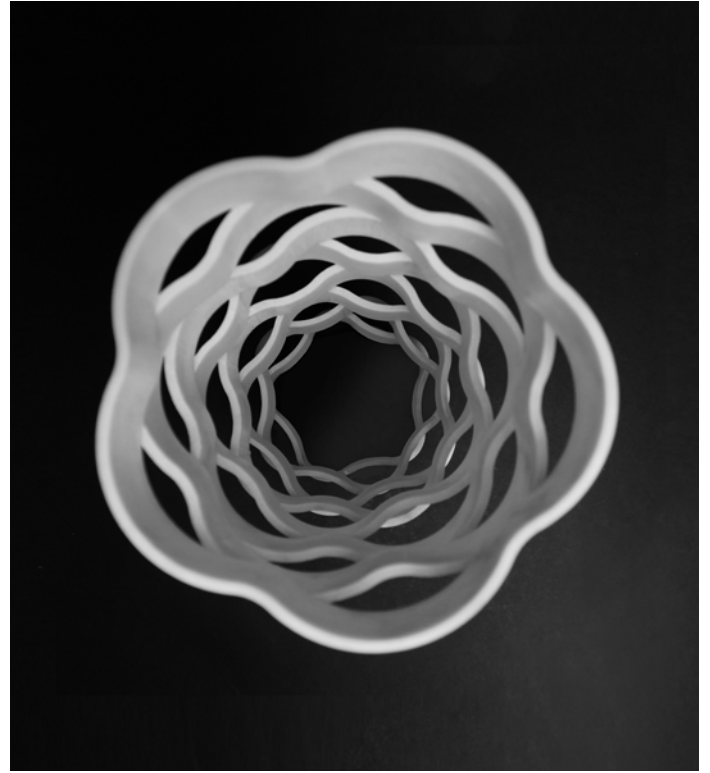
# INTRECCIO

2018

design\_Paolo Ulian











<i>h</i>	<i>Ø</i>	<i>art.</i>
85	47,5	<b>INTRECCIO</b> Marmo Carrara

<i>h</i>	<i>Ø</i>	<i>art.</i>
85	47,5	<b>INTRECCIOL</b> Marmo Carrara con illuminazione a Led   <i>With led lighting</i>

Lavabo da terra in pietra con scarico a pavimento, con o senza illuminazione a led (4000 K), completo di piletta con scarico libero, sifone, tubo rigido e, nella versione a led, incluso di trasformatore.  
 Peso lavabo: 55 kg ca.

*Freestanding stone sink with floor drainage, with or without led lighting (4000 K), complete with open plug, siphon, rigid tube and transformer for led version.  
 Sink weight: 55 kg approx.*



LAVABI FREESTANDING  
 FREESTANDING SINKS

# VORTICE

2019

design\_Paolo Ulian





<i>h</i>	<i>p</i>	<i>l</i>	<i>art.</i>
85	49,5	52	<b>VORTICE</b> Marmo Carrara

Lavabo da terra in pietra con scarico a pavimento, completo di piletta a scarico libero, sifone e tubo flessibile.

Peso lavabo 80 Kg ca.

*Freestanding stone sink with floor drainage complete with open plug, siphon and flexible hose.*

*Sink weight: 80 Kg approx*



**024**  
2020

design\_Gumdesign






<i>h</i>	$\varnothing$	<i>art.</i>
85	45	024 Marmo Carrara   Nero Marquinia

Lavabo da terra composto da colonna in Marmo Nero Marquinia e bacino in Marmo Carrara, con scarico a pavimento, completo di piletta con scarico libero, sifone e tubo flessibile. Peso lavabo: 49 Kg ca.

*Freestanding sink in Nero Marquinia marble with floor drainage, siphon and flexible tube. Sink weight: 49 Kg approx.*



# RIGATINO

2023

design\_AL Studio



NERO MARQUINIA / ROVERE THERMO





LAVABI FREESTANDING  
FREESTANDING SINKS





LAVABI FREESTANDING  
FREESTANDING SINKS



EMPERADOR / ROVERE EVAPORATO



LAVABI FREESTANDING  
FREESTANDING SINKS



BIANCO CARRARA / ROVERE NATURALE




Per conoscere i materiali consultare il Listino Prezzi o il sito Web.  
 For materials please consult the Price List or the Website.

<i>h</i>	<i>Ø</i>	<i>art.</i>
<b>85,5</b>	<b>45</b>	<b>RIGATINO2</b>

Lavabo da terra con bacino in pietra e colonna in legno. Completo di scarico a pavimento, piletta a scarico libero, sifone e tubo flessibile.

Freestanding sink with stone sink and wood base. Complete with floor drainage, open plug, siphon, and flexible hose.



LAVABI FREESTANDING  
 FREESTANDING SINKS








colormood NERO / ROVERE THERMO

Per conoscere i materiali consultare il Listino Prezzi o il sito Web.  
 For materials please consult the Price List or the Website.

<i>h</i>	<i>Ø</i>	<i>art.</i>
85	45	RIGATINO1

Lavabo da terra con bacino in Flumood o Colormood e colonna in legno.  
 Completo di scarico a pavimento, piletta a scarico libero, sifone e tubo flessibile.

*Freestanding sink with Flumood or Colormood sink and wood base. Complete with floor drainage, open plug, siphon, and flexible hose.*



LAVABI FREESTANDING  
 FREESTANDING SINKS





BIANCO CARRARA

Per conoscere i materiali consultare il Listino Prezzi o il sito Web.  
 For materials please consult the Price List or the Website.

<i>h</i>	<i>Ø</i>	<i>art.</i>
85,5	45	RIGATINO3

Lavabo da terra con bacino e colonna in pietra.  
 Completo di scarico a pavimento, piletta a scarico libero, sifone e tubo flessibile.

*Freestanding sink with stone sink and base.  
 Complete with floor drainage, open plug, siphon, and flexible hose.*



# SKYLINE

2023

design\_Antonio Iraci





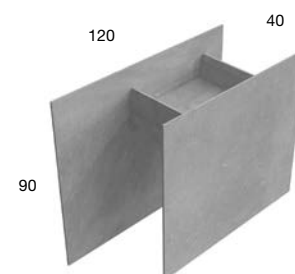
PIETRA LUNA

Per conoscere i materiali consultare il Listino Prezzi o il sito Web.  
 For materials please consult the Price List or the Website.

<i>h</i>	<i>p</i>	<i>l</i>	<i>art.</i>
<b>90</b>	<b>40</b>	<b>120</b>	<b>SKYLINE</b>

Lavabo da parete in pietra. Completo di piletta con scarico libero.  
 N.B: da utilizzare solo con sifone art. NANO.

*Wall mount stone sink. Complete with open plug.  
 P.S. it is only possible to use with siphon art. NANO.*



LAVABI FREESTANDING  
 FREESTANDING SINKS

**AGO**

2016

design\_Mario Ferrarini



**BIANCO CARRARA**



NERO MARQUINIA

Per conoscere i materiali consultare il Listino Prezzi o il sito Web.  
 For materials please consult the Price List or the Website.

<i>h</i>	<i>Ø</i>	<i>art.</i>
<b>85</b>	<b>50</b>	<b>AGO185</b>

Lavabo da terra in pietra con scarico a pavimento, completo di piletta con scarico libero, sifone e tubo flessibile.  
 Peso lavabo: 57 kg ca.

*Freestanding stone sink with floor drainage complete with open plug, siphon and flexible hose.  
 Sink weight: 57 kg approx.*



LAVABI FREESTANDING  
 FREESTANDING SINKS

# SIMPLO

2015

design\_Mario Ferrarini







ROSSO LEVANTO

Per conoscere i materiali consultare il Listino Prezzi o il sito Web.  
 For materials please consult the Price List or the Website.

<i>h</i>	<i>Ø</i>	<i>art.</i>
85	45	<b>SIMPLO185</b>

Lavabo da terra in pietra, con scarico a pavimento, completo di piletta a scarico libero, sifone e tubo flessibile. Peso lavabo: 174 kg ca.

Freestanding stone sink with floor drainage complete with open plug, siphon and flexible hose. Sink weight: 174 kg approx.



LAVABI FREESTANDING  
 FREESTANDING SINKS

# FUSTO

2015

design\_Nevio Tellatin






VERDE ALPI

Per conoscere i materiali consultare il Listino Prezzi o il sito Web.  
 For materials please consult the Price List or the Website.

<i>h</i>	<i>p</i>	<i>l</i>	<i>art.</i>
85	35	45	<b>FUSTO185</b>

Lavabo da terra in pietra, con scarico a pavimento, completo di piletta con scarico libero sifone e tubo flessibile.  
 Peso lavabo: 198 kg ca

*Freestanding stone sink, with floor drainage complete with open plug siphon and flexible hose.  
 Sink weight: 198 kg approx.*

LAVABI FREESTANDING  
FREESTANDING SINKS

# TUBA

2008

design\_Carlo Colombo






PORT LAURENT

Per conoscere i materiali consultare il Listino Prezzi o il sito Web.  
 For materials please consult the Price List or the Website.

<i>h</i>	$\varnothing$	<i>art.</i>
<b>90</b>	<b>50,5</b>	<b>TUBA90</b>

Lavabo da terra in pietra, con scarico a pavimento, completo di piletta con scarico libero sifone e tubo flessibile.  
 Peso lavabo: 160 kg ca

*Freestanding stone sink, with floor drainage complete with open plug siphon and flexible hose.  
 Sink weight: 160 kg approx.*



# RILIEVO

2016

design\_Carlo Colombo






<i>h</i>	<i>p</i>	<i>l</i>	<i>art.</i>
85	44	44	<b>RILIEVO</b> Pietra Luna

Lavabo da terra in pietra con scarico a pavimento, completo di piletta con scarico libero, sifone e tubo flessibile. Peso lavabo: 170 kg ca.

*Freestanding stone sink with floor drainage complete with open plug, siphon and flexible hose. Sink weight: 170 kg approx.*



LAVABI FREESTANDING  
FREESTANDING SINKS

**OSSIMORO**

2019

design\_Calvi Brambilla








<i>h</i>	<i>p</i>	<i>l</i>	<i>art.</i>
85	45	45	<b>OSSIMORO</b> Marmo Carrara


Lavabo da terra in pietra con scarico a pavimento, completo di piletta con scarico libero, sifone e tubo flessibile.  
Peso lavabo: 205 Kg ca.

*Freestanding stone sink with floor drainage complete with open plug, siphon and flexible hose.  
Sink weight: 205 Kg approx.*





# lavabi / sinks



# BREEZE

2023

design\_AL Studio





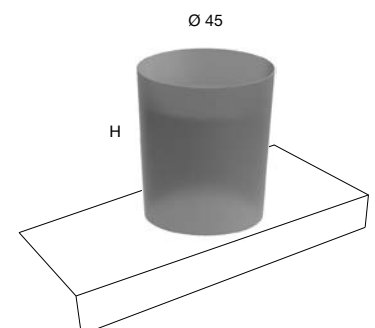




Ø	h	art.	art.
45	40	<b>BREEZE4540</b>	<b>BREEZE4540</b> Con illuminazione a led   <i>With led lighting</i>
	47,5	<b>BREEZE4547</b>	<b>BREEZE4547</b> Con illuminazione a led   <i>With led lighting</i>
	55	<b>BREEZE4555</b>	<b>BREEZE4555</b> Con illuminazione a led   <i>With led lighting</i>
	60	<b>BREEZE4560</b>	<b>BREEZE4560</b> Con illuminazione a led   <i>With led lighting</i>

Lavabo tondo sopra piano in Cristalmood o Icemood disponibile in diversi colori come da nostro campionario, completo di piletta con scarico libero e raccordo per sifone.

*Round top mount sink in Cristalmood or Icemood, available in various colors complete with drain pipe fitting and open plug.*



# VITREO

2019

design\_Carlo Colombo /  
AL Studio



MELOGRANO



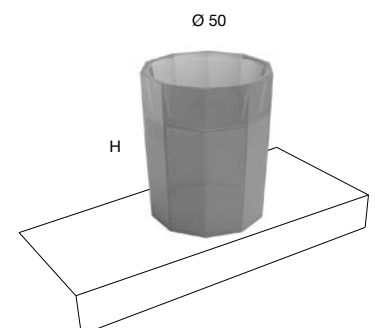


FUME

Ø	h	art.	art.
50	40	<b>VITREO5040</b>	<b>VITREOW5040</b> Con illuminazione a led   With led lighting
	47,5	<b>VITREO5047</b>	<b>VITREOW5047</b> Con illuminazione a led   With led lighting
	55	<b>VITREO5055</b>	<b>VITREOW5055</b> Con illuminazione a led   With led lighting
	60	<b>VITREO5060</b>	<b>VITREOW5060</b> Con illuminazione a led   With led lighting

Lavabo sopra piano in Cristalmoood o Icemoood disponibile in diversi colori come da nostro campionario, completo di piletta con scarico libero e raccordo per sifone.

Top mount sink in Cristalmoood or Icemoood, available in various colors complete with drain pipe fitting and open plug.



# SIMPLO

2015

design\_Mario Ferrarini

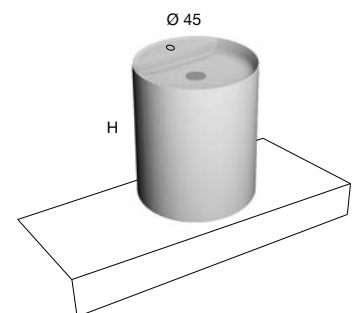




Ø	h	art.
45	40	<b>SIMPLO4540</b>
	47,5	<b>SIMPLO4547</b>
	55	<b>SIMPLO4555</b>
	60	<b>SIMPLO4560</b>

Lavabo tondo sopraiano in Flumood o Colormood, completo di piletta con scarico libero e raccordo per sifone.  
Optional: Troppo Pieno.

Round top mount sink in Crismood or Ice mood, complete with drain pipe fitting and open plug.  
Optional: Overflow.




**SENSO**

2015

design\_Nevio Tellatin





CERULEO



GRAN CRU

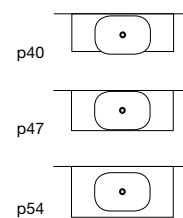


OLEO

SENSO



GRAN CRU



<i>h</i>	<i>p</i>	<i>l</i>	<i>art.</i>
15	40	60	<b>SENSOC</b>

Lavabo rettangolare sopra piano in Cristalmood o Icemood, disponibile in diversi colori come da nostro campionario, completo di piletta con scarico libero e raccordo per sifone.

*Rectangular top mount sink in Cristalmood or Icemood, available in various colors complete with drain pipe fitting and open plug.*



**BORGHI**

2021

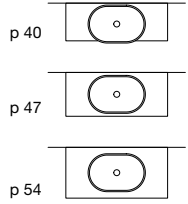
design\_Gumdesign












<i>h</i>	<i>p</i>	<i>l</i>	<i>art.</i>
17,5	40	60	<b>BORGHI60</b>

Lavabo ovale soprapiano in Cristalmood o Icemood, disponibile in diversi colori come da nostro campionario, completo di piletta con scarico libero e raccordo per sifone.

*Oval top mount sink in Cristalmood or Icemood, available in various colors complete with drain pipe fitting and open plug.*



**AGO**

2013

design\_Mario Ferrarini

**BARRIQUE**



**NOTTURNO**



**VESPERO**



**MOSTATO**





CERULEO



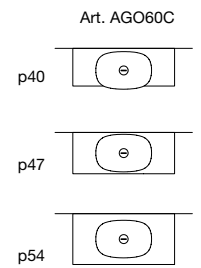
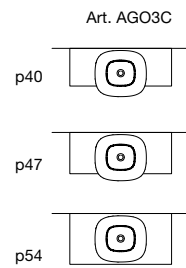


GRAN CRU

<i>h</i>	<i>p</i>	<i>l</i>	<i>art.</i>
15	45	50	<b>AGO3C</b>
15	40	60	<b>AGO60C</b>

Lavabo ovale sopra piano in Cristal mood o Icemoon disponibile in diversi colori come da nostro campionario, completo di piletta con scarico libero e raccordo per sifone.

*Oval top mount sink in Cristal mood or Icemoon, available in various colors complete with drain pipe fitting and open plug.*



# CATINO

2015

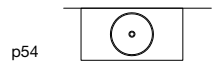
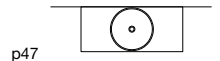
design\_Nevio Tellatin







GRAN CRU



<i>h</i>	$\varnothing$	<i>art.</i>
<b>15</b>	<b>43</b>	<b>CATINO43C</b>

Lavabo tondo sopra piano in Cristalmood o Icemood, disponibile in diversi colori come da nostro campionario completo di pileta con scarico libero e raccordo per sifone.

*Round top mount sink in Cristalmood or Icemood, available in various colors complete with drain pipe fitting and open plug.*



# NABATEI

2024

design\_AL Studio





GRAN CRU

<i>h</i>	<i>p</i>	<i>l</i>	<i>art.</i>
10	40	54	NBTR54C

Lavabo rettangolare sopra piano in Cristalmood o Icemood, disponibile in diversi colori come da nostro campionario, completo di piletta con scarico libero e raccordo per sifone.

*Rectangular top mount sink in Cristalmood or Icemood, available in various colors complete with drain pipe fitting and open plug.*







<i>h</i>	<i>p</i>	<i>l</i>	<i>art.</i>
10	40	60	NBT060C

Lavabo ovale sopra piano in Crismood o Icemood, disponibile in diversi colori come da nostro campionario, completo di pileta con scarico libero e raccordo per sifone.

*Oval top mount sink in Crismood or Icemood, available in various colors complete with drain pipe fitting and open plug.*

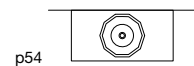
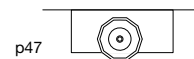


**ORALE**

2019

design\_Carlo Colombo /  
AL Studio





<i>h</i>	<i>Ø</i>	<i>art.</i>
16	50	OPALE10

Lavabo decagonale in Cristalmood o Icemood disponibile in diversi colori come da nostro campionario, sopra piano o abbinabile con colonna Art. OPALE20 o Art. OPALE21, completo di piletta con scarico libero e raccordo per sifone.

*Decagonal shape sink in Cristalmood or Icemood available in various colors, to be used top mount or combined with base Art. OPALE20 or Art. OPALE21, complete with drain pipe fitting and open plug.*



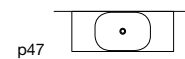
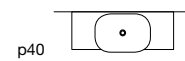
**SENSO**

2015

design\_Nevio Tellatin







<i>h</i>	<i>p</i>	<i>l</i>	<i>art.</i>
15	40	60	SENSO

Lavabo rettangolare sopra piano in Flumood o Colormood, verniciabile esternamente in tutti i colori del nostro campionario o in metallo liquido, completo di piletta con scarico libero e raccordo per sifone.

*Rectangular top mount Flumood or Colormood sink, can be externally lacquered in all colors of our collection or in liquid metal, complete with drain pipe fitting and open plug.*



**AGO**

2013

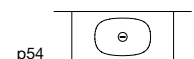
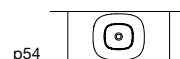
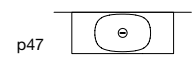
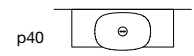
design\_Mario Ferrarini





Art. AGO3

Art. AGO60



<i>h</i>	<i>p</i>	<i>l</i>	<i>art.</i>
15	45	50	<b>AGO3</b>
15,5	40	60	<b>AGO60</b>

Lavabo ovale sopra piano in Flumood o Colormood, verniciabile esternamente in tutti i colori del nostro campionario o in metallo liquido, completo di piletta con scarico libero e raccordo per sifone.

*Oval top mount Flumood or Colormood sink, can be externally lacquered in all colors of our collection or in liquid metal, complete with drain pipe fitting and open plug.*

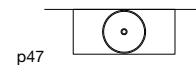




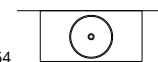


Art. CATINO43

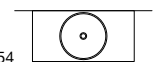
Art. CATINO



p47



p54



p54

<i>h</i>	<i>ø</i>	<i>art.</i>
15	43	<b>CATINO43</b>
15	50	<b>CATINO</b>

Lavabo tondo sopra piano in Flumood o Colormood, verniciabile esternamente in tutti i colori del nostro campionario o in metallo liquido, completo di piletta con scarico libero e raccordo per sifone.

*Round top mount Flumood or Colormood sink, can be externally lacquered in all colors of our collection or in liquid metal, complete with drain pipe fitting and open plug.*



15

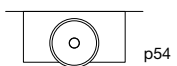
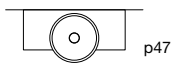
# RIM

2018

design\_Daniel Debiasi /  
Federico Sandri





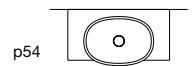
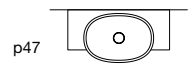


<i>h</i>	<i>Ø</i>	<i>art.</i>
<b>13,6</b>	<b>54</b>	<b>RIM54</b>

Lavabo tondo sopra piano in Flumood o Colormood, completo di piletta con scarico libero e raccordo per sifone.

Round top mount Flumood or Colormood sink, complete with drain pipe fitting and open plug.





<i>h</i>	<i>p</i>	<i>l</i>	<i>art.</i>
13,6	54	76	RIM76

Lavabo ovale sopra piano in Flumood o Colormood completo di piletta con scarico libero e raccordo per sifone.

Oval top mount Flumood or Colormood sink complete with drain pipe fitting and open plug.



# VELO

2018

design\_Mario Ferrarini



colormood SERENA



colormood LICHENE



colormood MAMBA



colormood RAMERINO



# VELOTONDO

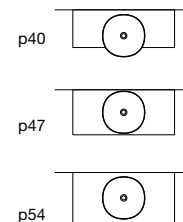
2018

design\_Mario Ferrarini









<i>h</i>	<i>p</i>	<i>l</i>	<i>art.</i>
15	45	45	<b>VELOTONDO45</b>

Lavabo tondo sopra piano in Flumood o Colormood, verniciabile esternamente in tutti i colori del nostro campionario o in metallo liquido, completo di piletta con scarico libero e raccordo per sifone.

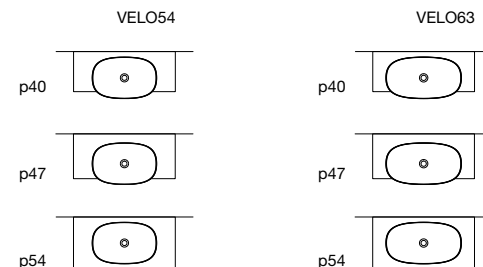
*Round top mount Flumood or Colormood sink, can be externally lacquered in all colors of our collection or in liquid metal, complete with drain pipe fitting and open plug.*



<i>h</i>	$\varnothing$	<i>art.</i>
13	54	<b>VELOTONDO54</b>

Lavabo tondo sopra piano in Flumood o Colormood, verniciabile esternamente in tutti i colori del nostro campionario o in metallo liquido, completo di piletta con scarico libero e raccordo per sifone.

*Oval top mount Flumood or Colormood sink, can be externally lacquered in all colors of our collection or in liquid metal, complete with drain pipe fitting and open plug.*



<i>h</i>	<i>p</i>	<i>l</i>	<i>art.</i>
15	35	54	<b>VELO54</b>
15	35	63	<b>VELO63</b>

Lavabo ovale sopra piano in Flumood o Colormood, verniciabile esternamente in tutti i colori del nostro campionario o in metallo liquido, completo di piletta con scarico libero e raccordo per sifone.

*Oval top mount Flumood or Colormood sink, can be externally lacquered in all colors of our collection or in liquid metal, complete with drain pipe fitting and open plug.*



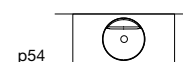
# SIMPLOTONDO

2015

design\_Mario Ferrarini







<i>h</i>	$\emptyset$	<i>art.</i>
11	45	<b>SIMPLOTONDO</b>

Lavabo tondo sopra piano in Flumood o Colormood, verniciabile esternamente in tutti i colori del nostro campionario o in metallo liquido, completo di piletta con scarico libero e raccordo per sifone.  
Optional: Troppo Pieno.

*Round top mount Flumood or Colormood sink, can be externally lacquered in all colors of our collection or in liquid metal, complete with drain pipe fitting and open plug.  
Optional: Overflow*

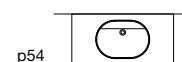
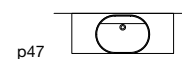


# SIMPLOVALE

2015

design\_Mario Ferrarini





<i>h</i>	<i>p</i>	<i>l</i>	<i>art.</i>
11,3	45	63	SIMPLOVALE

Lavabo ovale sopra piano in Flumood o Colormood, verniciabile esternamente in tutti i colori del nostro campionario o in metallo liquido, completo di piletta con scarico libero e raccordo per sifone.  
Optional: Troppo Pieno.

*Oval top mount Flumood or Colormood sink, can be externally lacquered in all colors of our collection or in liquid metal, complete with drain pipe fitting and open plug.  
Optional: Overflow.*

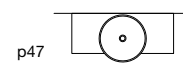
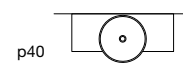


# VERSO

2015

design\_Nevio Tellatin





<i>h</i>	<i>Ø</i>	<i>art.</i>
12	50	VERSO

Lavabo tondo sopra piano in Flumood o Colormood, verniciabile esternamente in tutti i colori del nostro campionario o in metallo liquido, completo di piletta con scarico libero e raccordo per sifone.


*Round top mount Flumood or Colormood sink, can be externally lacquered in all colors of our collection or in liquid metal, complete with drain pipe fitting and open plug.*

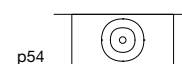
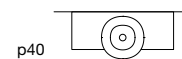


# SERVO

2010

design\_Mario Ferrarini



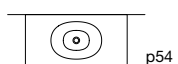
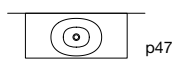
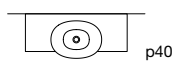


<i>h</i>	<i>p</i>	<i>l</i>	<i>art.</i>
15	45	45	<b>SERVOMOOD45</b>

Lavabo tondo sopra piano in Flumood o Colormood, verniciabile esternamente in tutti i colori del nostro campionario o in metallo liquido, completo di piletta con scarico libero e raccordo per sifone.

Round top mount Flumood or Colormood sink, can be externally lacquered in all colors of our collection or in liquid metal, complete with drain pipe fitting and open plug.



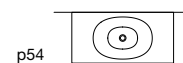


<i>h</i>	<i>p</i>	<i>l</i>	<i>art.</i>
<b>15</b>	<b>40</b>	<b>54</b>	<b>SERVOMOOD54</b>

Lavabo ovale sopra piano in Flumood o Colormood, verniciabile esternamente in tutti i colori del nostro campionario o in metallo liquido, completo di piletta con scarico libero e raccordo per sifone.

*Oval top mount Flumood or Colormood sink, can be externally lacquered in all colors of our collection or in liquid metal, complete with drain pipe fitting and open plug.*





<i>h</i>	<i>p</i>	<i>l</i>	<i>art.</i>
15	45	63	SERVOMOOD63

Lavabo ovale sopra piano in Flumood o Colormood, verniciabile esternamente in tutti i colori del nostro campionario o in metallo liquido, completo di piletta con scarico libero e raccordo per sifone.

*Oval top mount Flumood or Colormood sink, can be externally lacquered in all colors of our collection or in liquid metal, complete with drain pipe fitting and open plug.*

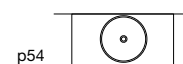


# TONDOMOOD

2016

design\_Mario Ferrarini





<i>h</i>	$\varnothing$	<i>art.</i>
20	50	TONDOMOOD

Lavabo tondo sopra piano in Flumood o Colormood, verniciabile esternamente in tutti i colori del nostro campionario o in metallo liquido, completo di piletta con scarico libero e raccordo per sifone.

Round top mount Flumood or Colormood sink, can be externally lacquered in all colors of our collection or in liquid metal, complete with drain pipe fitting and open plug.

$\varnothing$  50



# RETTOMOOD

2015

design\_Mario Ferrarini





RETTOMOOD50

RETTOMOOD63



<i>h</i>	<i>p</i>	<i>l</i>	<i>art.</i>
13	38	50	<b>RETTOMOOD50</b>
13	38	63	<b>RETTOMOOD63</b>

Lavabo rettangolare sopra piano o sottopiano in Flumood o Colormood, verniciabile esternamente in tutti i colori del nostro campionario o in metallo liquido, completo di piletta con scarico libero e raccordo per sifone.

*Rectangular top mount or undermount Flumood or Colormood sink, can be externally lacquered in all colors of our collection or in liquid metal, complete with drain pipe fitting and open plug.*




# BOLO

2014

design\_Mario Ferrarini

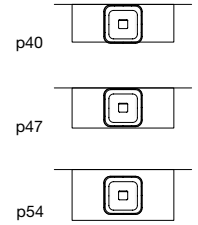








**BOLO**

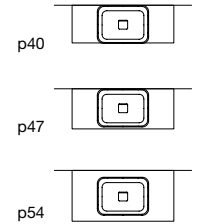


LAVABI  
SINKS

<i>h</i>	<i>p</i>	<i>l</i>	<i>art.</i>
<b>12,5</b>	<b>40</b>	<b>40</b>	<b>BOLOMOOD40</b>

Lavabo quadrato sopra piano in Flumood o Colormood, verniciabile esternamente in tutti i colori del nostro campionario o in metallo liquido, completo di piletta con scarico libero e raccordo per sifone.

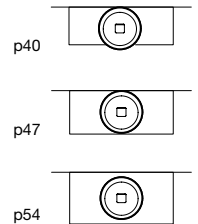
*Square top mount Flumood or Colormood sink, can be externally lacquered in all colors of our collection or in liquid metal, complete with drain pipe fitting and open plug.*



<i>h</i>	<i>p</i>	<i>l</i>	<i>art.</i>
<b>12,5</b>	<b>40</b>	<b>54</b>	<b>BOLOMOOD54</b>

Lavabo rettangolare sopra piano in Flumood o Colormood, verniciabile esternamente in tutti i colori del nostro campionario o in metallo liquido, completo di piletta con scarico libero e raccordo per sifone.

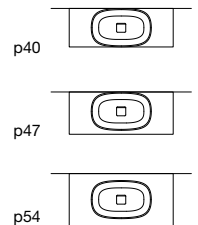
*Rectangular top mount Flumood or Colormood sink, can be externally lacquered in all colors of our collection or in liquid metal, complete with drain pipe fitting and open plug.*



<i>h</i>	$\varnothing$	<i>art.</i>
<b>12,5</b>	<b>45</b>	<b>BOLOMOOD45</b>

Lavabo tondo sopra piano in Flumood o Colormood, verniciabile esternamente in tutti i colori del nostro campionario o in metallo liquido, completo di piletta con scarico libero e raccordo per sifone.

*Round top mount Flumood or Colormood sink, can be externally lacquered in all colors of our collection or in liquid metal, complete with drain pipe fitting and open plug.*



<i>h</i>	<i>p</i>	<i>l</i>	<i>art.</i>
<b>12,5</b>	<b>40</b>	<b>63</b>	<b>BOLOMOOD63</b>

Lavabo ovale sopra piano in Flumood o Colormood, verniciabile esternamente in tutti i colori del nostro campionario o in metallo liquido, completo di piletta con scarico libero e raccordo per sifone.

*Oval top mount Flumood or Colormood sink, can be externally lacquered in all colors of our collection or in liquid metal, complete with drain pipe fitting and open plug.*



# URNAMOOD

2006

design\_Carlo Colombo

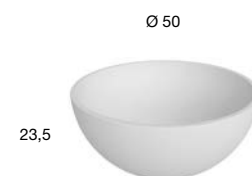




<i>h</i>	$\emptyset$	<i>art.</i>
23,5	50	<b>URNAMOOD</b>

Lavabo tondo sopra piano in Flumood o Colormood, verniciabile esternamente in tutti i colori del nostro campionario o in metallo liquido, completo di piletta con scarico libero e raccordo per sifone.

*Round top mount Flumood or Colormood sink, can be externally lacquered in all colors of our collection or in liquid metal, complete with drain pipe fitting and open plug.*

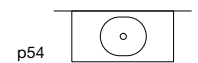
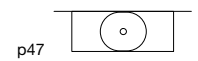
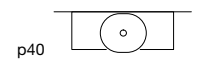


**POGGIO**

2016

design\_Nevio Tellatin

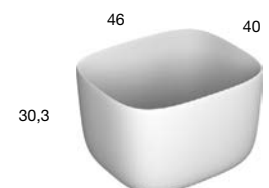




<i>h</i>	<i>p</i>	<i>l</i>	<i>art.</i>
30,3	40	46	<b>POGGIO</b>

Lavabo rettangolare sopra piano in Flumood o Colormood, verniciabile esternamente in tutti i colori del nostro campionario o in metallo liquido, completo di piletta con scarico libero e raccordo per sifone.

*Rectangular top mount Flumood or Colormood sink, can be externally lacquered in all colors of our collection or in liquid metal, complete with drain pipe fitting and open plug.*

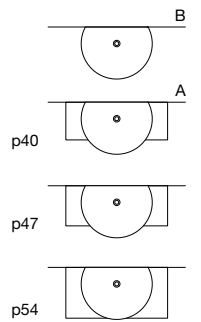


# VENERE

2017

design\_Mario Ferrarini





<i>h</i>	<i>p</i>	<i>l</i>	<i>art.</i>
<b>18,2</b>	<b>53,2</b>	<b>72,4</b>	<b>VENERE</b>

Lavabo ovale sopra piano (A) o da parete (B) in Flumood o Colormood, completo di piletta con scarico libero e raccordo per sifone.

Oval top mount (A) or wall mount (B) Flumood or Colormood sink complete with drain pipe fitting and open plug.



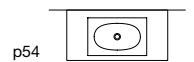
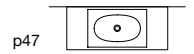
**FOGLIO**

2013

design\_Mario Ferrarini







<i>h</i>	<i>p</i>	<i>l</i>	<i>art.</i>
<b>14</b>	<b>40,4</b>	<b>63</b>	<b>FOGLIOMOOD63</b>

Lavabo rettangolare sopra piano ad incasso in Flumood o Colormood, completo di piletta con scarico libero e raccordo per sifone.

*Rectangular encased Flumood or Colormood sink, complete with drain pipe fitting and open plug.*



# VELORETTO

2018

design\_Mario Ferrarini


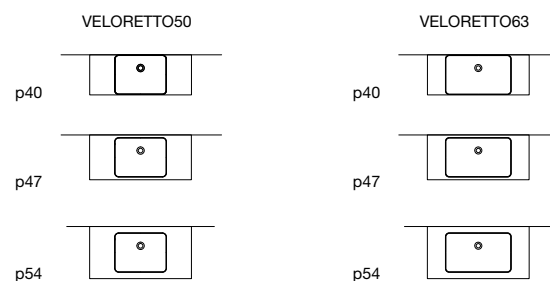




<i>h</i>	<i>p</i>	<i>l</i>	<i>art.</i>
13	38	50	<b>VELORETTO50</b>
13	38	63	<b>VELORETTO63</b>

Lavabo rettangolare sopra piano o sottopiano in Flumood o Colormood, verniciabile esternamente in tutti i colori del nostro campionario o in metallo liquido, completo di piletta con scarico libero e raccordo per sifone.

*Rectangular top mount or undermount Flumood or Colormood sink, can be externally lacquered in all colors of our collection or in liquid metal, complete with drain pipe fitting and open plug.*



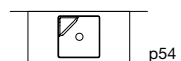
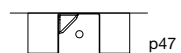
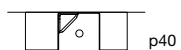
# SIMPLO

2015

design\_Mario Ferrarini



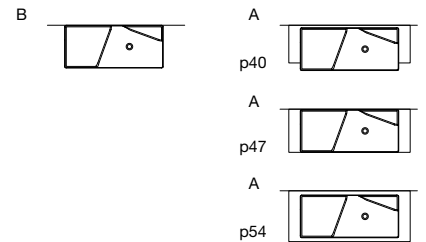




<i>h</i>	<i>p</i>	<i>l</i>	<i>art.</i>
<b>11</b>	<b>42</b>	<b>42</b>	<b>SIMPLO42</b>

Lavabo quadrato sopra piano dx o sx in Flumood o Colormood, verniciabile esternamente in tutti i colori del nostro campionario o in metallo liquido, completo di piletta con scarico libero e raccordo per sifone.

*Right or left hand square top mount Flumood or Colormood sink, can be externally lacquered in all colors of our collection or in liquid metal, complete with drain pipe fitting and open plug.*

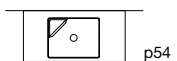
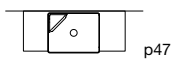
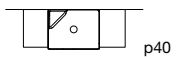


<i>h</i>	<i>p</i>	<i>l</i>	<i>art.</i>
11	47	108	SIMPLO108

Lavabo rettangolare sopraiano (A) o da parete (B) in Flumood o Colormood, verniciabile esternamente in tutti i colori del nostro campionario o in metallo liquido, completo di piletta con scarico libero e raccordo per sifone.  
Optional: Troppo Pieno.

Rectangular top mount (A) or wall mount (B) Flumood or Colormood sink, can be externally lacquered in all colors of our collection or in liquid metal, complete with drain pipe fitting and open plug.  
Optional: Overflow.



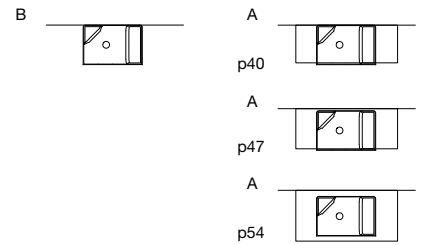


<i>h</i>	<i>p</i>	<i>l</i>	<i>art.</i>
<b>11</b>	<b>42</b>	<b>54</b>	<b>SIMPLO54</b>

Lavabo rettangolare sopra piano in Flumood o Colormood, verniciabile esternamente in tutti i colori del nostro campionario o in metallo liquido, completo di piletta con scarico libero e raccordo per sifone.

*Rectangular top mount Flumood or Colormood sink, can be externally lacquered in all colors of our collection or in liquid metal, complete with drain pipe fitting and open plug.*





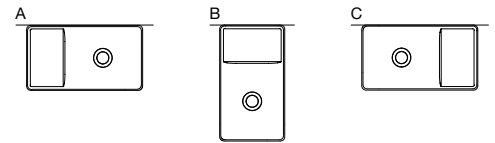
<i>h</i>	<i>p</i>	<i>l</i>	<i>art.</i>
11	42	63	SIMPLO63

Lavabo rettangolare sopra piano (A) o da parete (B) in Flumood o Colormood, verniciabile esternamente in tutti i colori del nostro campionario o in metallo liquido, completo di piletta con scarico libero e raccordo per sifone.  
Optional: Troppo Pieno.

Rectangular top mount (A) or wall mount (B) Flumood or Colormood sink, can be externally lacquered in all colors of our collection or in liquid metal, complete with drain pipe fitting and open plug.  
Optional: Overflow.







<i>h</i>	<i>p</i>	<i>l</i>	<i>art.</i>
<b>11</b>	<b>25</b>	<b>45</b>	<b>SIMPLOMANI</b>

Lavabo rettangolare sopra piano o da parete in Flumood o Colormood, verniciabile esternamente in tutti i colori del nostro campionario o in metallo liquido, completo di piletta con scarico libero e raccordo per sifone.  
Optional: Troppopieno.

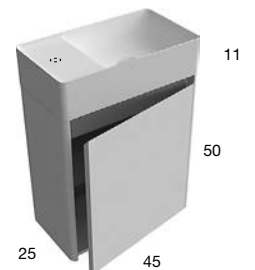
*Rectangular top mount or wall mount Flumood or Colormood sink, can be externally lacquered in all colors of our collection or in liquid metal, complete with drain pipe fitting and open plug.  
Optional: Overflow.*



<i>h</i>	<i>p</i>	<i>l</i>	<i>art.</i>
<b>50</b>	<b>25</b>	<b>45</b>	<b>SMPAMANI</b>

Porta lavabo dx o sx con 1 anta e 1 ripiano interno, abbinabile solo con lavabo Art. SIMPLOMANI versione A e C.

*Right or left single door sink unit with 1 internal shelf to be combined with Art. SIMPLOMANI in version A and C.*

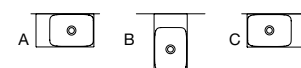


**CALCO**

2015

design\_Nevio Tellatin






<i>h</i>	<i>p</i>	<i>l</i>	<i>art.</i>
25	25	45	<b>CALCO</b>

Lavabo rettangolare da parete in Flumood finitura texture completo di piletta con scarico libero e raccordo per sifone.  
Optional: Troppopieno.

*Rectangular wall mount Flumood texture sink, complete with drain pipe fitting and open plug.  
Optional: Overflow.*



# STRATOS

2017

design\_Mario Ferrarini







1



2



4



3

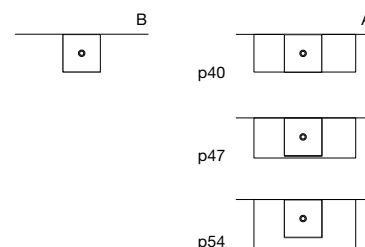
- 1 Art. STRATOS1 H 12,5 P 40 L 40 cm
- 2 Art. STRATOS2 H 12,5 P 40 L 63 cm
- 3 Art. STRATOS3 H 18,8 P 40 L 40 cm
- 4 Art. STRATOS4 H 18,8 P 40 L 63 cm



<i>h</i>	<i>p</i>	<i>l</i>	<i>art.</i>
12,5	40	40	STRATOS1

Lavabo quadrato sopra piano (A) o da parete (B) in Flumood o Colormood, verniciabile esternamente in tutti i colori del nostro campionario o in metallo liquido, completo di piletta con scarico libero e raccordo per sifone.

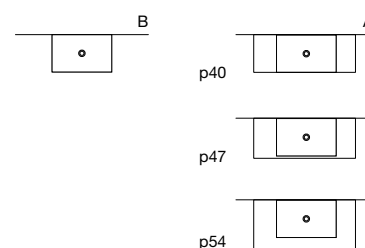
*Square top mount (A) or wall mount (B) Flumood or Colormood sink, can be externally lacquered in all colors of our collection or in liquid metal, complete with drain pipe fitting and open plug.*



<i>h</i>	<i>p</i>	<i>l</i>	<i>art.</i>
12,5	40	63	STRATOS2

Lavabo rettangolare sopra piano (A) o da parete (B) in Flumood o Colormood, verniciabile esternamente in tutti i colori del nostro campionario o in metallo liquido, completo di piletta con scarico libero e raccordo per sifone.


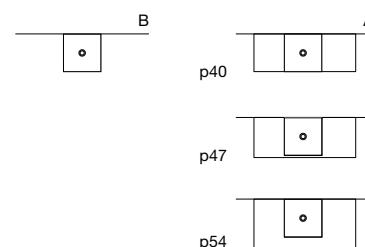
*Rectangular top mount (A) or wall mount (B) Flumood or Colormood sink, can be externally lacquered in all colors of our collection or in liquid metal, complete with drain pipe fitting and open plug.*



<i>h</i>	<i>p</i>	<i>l</i>	<i>art.</i>
18,8	40	40	STRATOS3

Lavabo quadrato sopra piano (A) o da parete (B) in Flumood o Colormood, verniciabile esternamente in tutti i colori del nostro campionario o in metallo liquido, completo di piletta con scarico libero e raccordo per sifone.

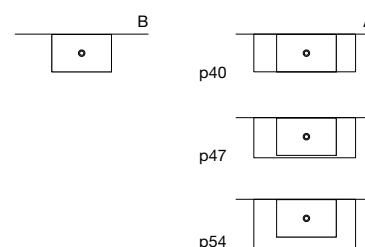
*Square top mount (A) or wall mount (B) Flumood or Colormood sink, can be externally lacquered in all colors of our collection or in liquid metal, complete with drain pipe fitting and open plug.*



<i>h</i>	<i>p</i>	<i>l</i>	<i>art.</i>
18,8	40	63	STRATOS4

Lavabo rettangolare sopra piano (A) o da parete (B) in Flumood o Colormood, verniciabile esternamente in tutti i colori del nostro campionario o in metallo liquido, completo di piletta con scarico libero e raccordo per sifone.

*Rectangular top mount (A) or wall mount (B) Flumood or Colormood sink, can be externally lacquered in all colors of our collection or in liquid metal, complete with drain pipe fitting and open plug.*



# GESTO

2013

design\_Nevio Tellatin







GESTOMOOD54



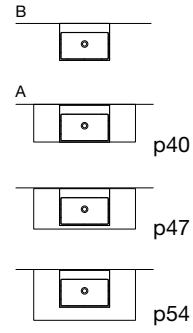


GESTOMOOD54  
colormood RAMERINO


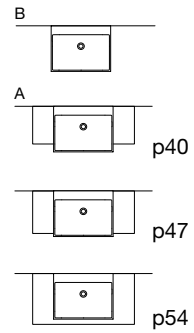


GESTOMOOD54  
colormood BASALTO

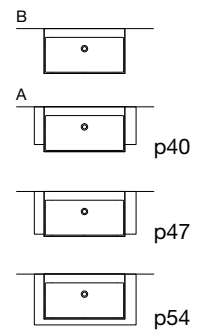
ART. GESTOMOOD54



ART. GESTOMOOD63


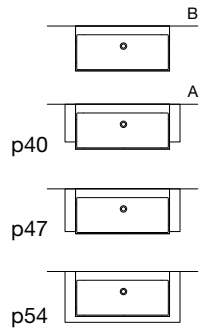


ART. GESTOMOOD90





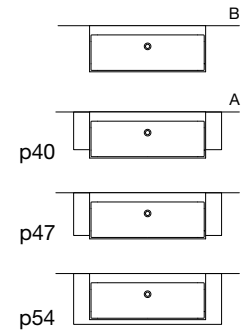
ART. GESTOMOOD108



LAVABI  
SINKS



ART. GESTOMOOD126



<i>p</i>	<i>l</i>	<i>art.</i>
40	54	<b>GESTOMOOD54</b>
50	63	<b>GESTOMOOD63</b>
	90	<b>GESTOMOOD90</b>
	108	<b>GESTOMOOD108</b>
	126	<b>GESTOMOOD126</b>

Lavabo rettangolare sopra piano (A) o da parete (B) in Flumood o Colormood, verniciabile esternamente in tutti i colori del nostro campionario o in metallo liquido, completo di piletta con scarico libero e raccordo per sifone.  
Optional: Troppopieno.


*Rectangular top mount (A) or wall mount (B) Flumood or Colormood sink, can be externally lacquered in all colors of our collection or in liquid metal, complete with drain pipe fitting and open plug.  
Optional: Overflow.*




# GRAFFIO

2014

design\_Mario Ferrarini





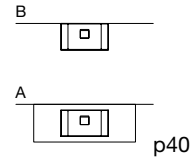


GRAFFIOM54  
colormood ICEBERG

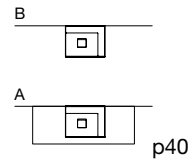


GRAFFIOM54  
colormood LICHENE

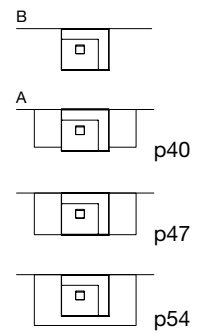
ART. GRAFFIOM30



ART. GRAFFIOM45

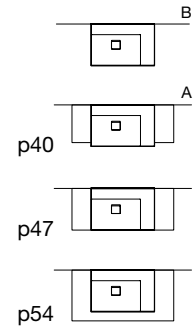


ART. GRAFFIOM54



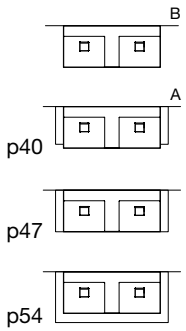


ART. GRAFFIOM72



LAVABI  
SINKS

ART. GRAFFIOM108



<i>h</i>	<i>p</i>	<i>l</i>	<i>art.</i>
13	30	54	GRAFFIOM30
	35	45	GRAFFIOM45
	47	54	GRAFFIOM54
	47	72	GRAFFIOM72
	47	108	GRAFFIOM108

Lavabo rettangolare sopra piano (A) o da parete (B) in Flumood o Colormood, verniciabile esternamente in tutti i colori del nostro campionario o in metallo liquido, completo di piletta con scarico libero e raccordo per sifone.


Rectangular top mount (A) or wall mount (B) Flumood or Colormood sink, can be externally lacquered in all colors of our collection or in liquid metal, complete with drain pipe fitting and open plug.




ART. GRAFFIOM30



ART. GRAFFIOM45



ART. GRAFFIOM54  
ART. GRAFFIOM72



ART. GRAFFIOM108

# CANALE

2017

design\_Carlo Colombo







<i>h</i>	<i>p</i>	<i>l</i>	<i>art.</i>
5	33	20	<b>PIANETTO</b>

Pianetto optional copripiletta in Flumood.


*Optional Flumood drain cover.*

<i>h</i>	<i>p</i>	<i>l</i>	<i>art.</i>
12,5	47	?	<b>CANALE</b>

Lavabo rettangolare da parete in Flumood, completo di piletta con scarico libero e raccordo per sifone. (L da 90 cm a 216 cm).

*Rectangular wall mount Flumood sink, complete with drain pipe fitting and open plug. (L from 90 to 216 cm).*

Art. PIANETTO



Art. CANALE



# LAVANDINO

2017

design\_Francesca Braga Rosa / Ivano Vianello





<i>h</i>	<i>p</i>	<i>l</i>	<i>art.</i>
<b>27,5</b>	<b>44,5</b>	<b>72</b>	<b>LAVANDINO</b>

Lavabo rettangolare da parete in acciaio inox AISI 316/L completo di rubinetteria, scarico libero e raccordo per sifone.

*Rectangular wall mount stainless steel AISI 316/L sink, complete with tap, drain pipe fitting and open plug.*



# MySTREET

2023

design\_AL Studio
















<i>h</i>	<i>p</i>	<i>l</i>	<i>art.</i>
<b>34</b>	<b>45</b>	<b>18</b>	<b>MYSTRPS</b>

Modulo con porta salviette in metallo verniciato nero goffrato.  
Disponibile in essenza legno, colorato lucido, goffrato o seta come da nostra cartella colori laccati.

*Unit with towel rack made of black embossed lacquered metal.  
Available in wood essence, lacquered glossy, embossed or silk as per our colour chart.*























marmo GRIGIO LAVICO





marmo BIANCO SILVER





Compensatore.  
*Compensator.*







**VARIANTI PILETTE / DRAIN VARIANTS**



**DI SERIE - STANDARD**

Piletta in marmo con logo a scarico libero di serie.  
Free flowing marble drain with logo as standard



**C**

Copripiletta in marmo a scarico libero su richiesta.  
Free flow marble drain cover upon request



**F**

Foro a scarico libero su richiesta.  
Open drain hole upon request

**PILETTE SU RICHIESTA - DRAINS UPON REQUEST**

Le collezioni MySTREET e MySTREET\_floor, di serie, vengono fornite con la piletta in marmo a scarico libero. Su richiesta è possibile scegliere tra il Copripiletta (C) e il Foro (F) aggiungendo il codice di riferimento al codice del lavabo.

*MySTREET and MySTREET\_floor collections come with a free-flowing marble drain as standard. On request, it is possible to choose between the Cover (C) and Hole (F) by adding the reference code to the code of the sink.*



**ESEMPI ARTICOLI DA ORDINARE - EXAMPLE OF HOW TO ORDER**

**1**

Monoblocco in marmo.  
Marble monoblock.

**2**

Copripiletta in marmo a scarico libero su richiesta.  
Free flow marble drain cover upon request

art. MYSTRA172 (1) + C (2) = art. MYSTRA172C

<i>h</i>	<i>p</i>	<i>l</i>	<i>art.</i>
10,5	35,5	13,5	<b>BRIDA235</b>

Coppia di staffe in acciaio per fissaggio a parete.

*Pair of steel supports for wall fixing.*

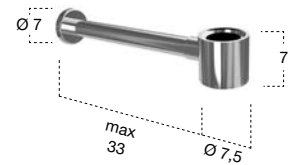


*art.*

**NANO**

Sifone compatto in ottone non regolabile in altezza per lavabi. Finitura cromo lucido o nero opaco.

*Compact brass siphon for sinks not adjustable in height. Polished Chrome or matt black finish.*

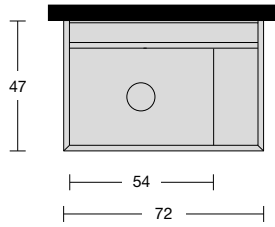


<i>l</i>	<i>art.</i>
72	<b>MYSTRLED72</b>
90	<b>MYSTRLED90</b>
108	<b>MYSTRLED108</b>
126	<b>MYSTRLED126</b>
144	<b>MYSTRLED144</b>

Illuminazione a led compresa di trasformatore per monoblocchi con canale posteriore.

*LED lighting including transformer for monoblocks with back canal.*




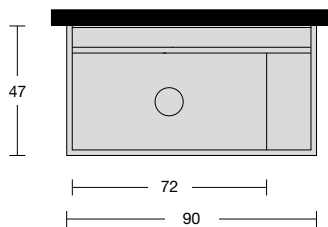


VERSIONE DX | Right version

<i>h</i>	<i>p</i>	<i>l</i>	<i>art.</i>
<b>37,5</b>	<b>47</b>	<b>72</b>	<b>MYSTRA172</b>

Monoblocco in marmo, Moodlight o Colormood con canale posteriore, lavabo integrato e piano d'appoggio destro o sinistro, completo di piletta con scarico libero e raccordo per sifone.

*Marble, Moodlight or Colormood monoblock with back canal, integrated sink and right or left countertop complete with drain pipe fitting and open plug.*

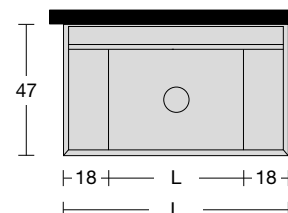


VERSIONE DX | Right version


<i>h</i>	<i>p</i>	<i>l</i>	<i>art.</i>
<b>37,5</b>	<b>47</b>	<b>90</b>	<b>MYSTRA290</b>

Monoblocco in marmo, Moodlight o Colormood con canale posteriore, lavabo integrato e piano d'appoggio destro o sinistro, completo di piletta con scarico libero e raccordo per sifone.


*Marble, Moodlight or Colormood monoblock with back canal, integrated sink and right or left countertop complete with drain pipe fitting and open plug.*




Art. MYSTRA190



Art. MYSTRA2108



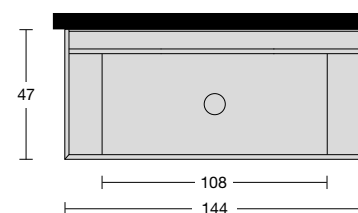
Art. MYSTRA4126



<i>h</i>	<i>p</i>	<i>l</i>	<i>art.</i>
37,5	47	90	<b>MYSTRA190</b>
		108	<b>MYSTRA2108</b>
		126	<b>MYSTRA4126</b>

Monoblocco in marmo, Moodlight o Colormood con canale posteriore, lavabo integrato e doppio piano d'appoggio, completo di piletta con scarico libero e raccordo per sifone.

*Marble, Moodlight or Colormood monoblock with back canal, integrated sink, and double countertop complete with drain pipe fitting and open plug.*



<i>h</i>	<i>p</i>	<i>l</i>	<i>art.</i>
37,5	47	144	<b>MYSTRA3144</b>

Monoblocco in marmo, Moodlight o Colormood con canale posteriore, lavabo integrato e doppio piano d'appoggio completo di piletta con scarico libero e raccordo per sifone.

*Marble, Moodlight or Colormood monoblock with back canal, integrated sink, and double countertop complete with drain pipe fitting and open plug.*

# GESTO

2013

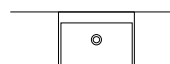
design\_Nevio Tellatin



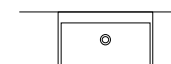


Per conoscere i materiali consultare il Listino Prezzi o il sito Web.  
For materials please consult the Price List or the Website.

Art. GESTO154




Art. GESTO172



<i>h</i>	<i>p</i>	<i>l</i>	<i>art.</i>	<i>peso / weight</i>
13	47	54	<b>GESTO154</b>	<b>45 KG</b>
		72	<b>GESTO172</b>	<b>60 KG</b>

Lavabo rettangolare da parete in pietra, completo di piletta con scarico libero e raccordo per sifone.


Rectangular wall mount stone sink complete with drain pipe fitting and open plug.



# GRAFFIO

2014

design\_Mario Ferrarini



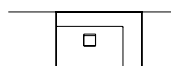




Per conoscere i materiali consultare il Listino Prezzi o il sito Web.  
For materials please consult the Price List or the Website.

Art. GRAFFIO154


Art. GRAFFIO172



<i>h</i>	<i>p</i>	<i>l</i>	<i>art.</i>	<i>peso / weight</i>
13	47	54	<b>GRAFFIO154</b>	<b>51 KG</b>
		72	<b>GRAFFIO172</b>	<b>69 KG</b>

Lavabo rettangolare da parete in pietra, completo di piletta con scarico libero e raccordo per sifone.

Rectangular wall mount stone sink complete with drain pipe fitting and open plug.



# NABATEI

2024

design\_AL Studio














Per conoscere i materiali consultare il Listino Prezzi o il sito Web.  
For materials please consult the Price List or the Website.




<i>h</i>	<i>p</i>	<i>l</i>	<i>art.</i>
40	40	40	<b>NABTP40</b>

Lavabo quadrato da parete in pietra, completo di due staffe, piletta con scarico libero e raccordo per sifone.

Square wall-mounted stone sink, complete with two brackets, free-flowing drain and drain pipe fitting.







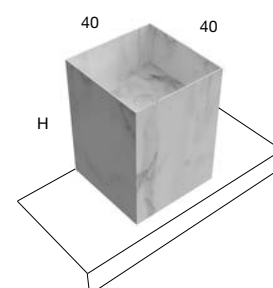


Per conoscere i materiali consultare il Listino Prezzi o il sito Web.  
For materials please consult the Price List or the Website.

<i>l</i>	<i>p</i>	<i>h</i>	<i>art.</i>
40	40	40	<b>NABT4040</b>
		47,5	<b>NABT4047</b>
		55	<b>NABT4055</b>
		60	<b>NABT4060</b>

Lavabo quadrato sopra piano in pietra, completo di piletta con scarico libero e raccordo per sifone.

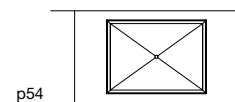
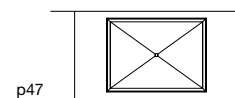
Square top mount stone sink, complete with drain pipe fitting and open plug.








Per conoscere i materiali consultare il Listino Prezzi o il sito Web.  
For materials please consult the Price List or the Website.



<i>h</i>	<i>p</i>	<i>l</i>	<i>art.</i>
10	40	54	<b>NBTR154</b>

Lavabo rettangolare sopra piano in pietra, completo di piletta con scarico libero e raccordo per sifone.  
N.B: da utilizzare solo con sifone art. MICRO.

*Rectangular stone sink complete with drain pipe fitting and open plug.  
Note: to be used only with siphon art. MICRO.*



# SERVO

2010

design\_Mario Ferrarini





Per conoscere i materiali consultare il Listino Prezzi o il sito Web.  
For materials please consult the Price List or the Website.



<i>h</i>	$\varnothing$	<i>art.</i>
20	50	<b>SERVO150</b>

Lavabo tondo sopra piano in pietra, completo di piletta con scarico libero e raccordo per sifone.

Round top mount stone sink, complete with drain pipe fitting and open plug.

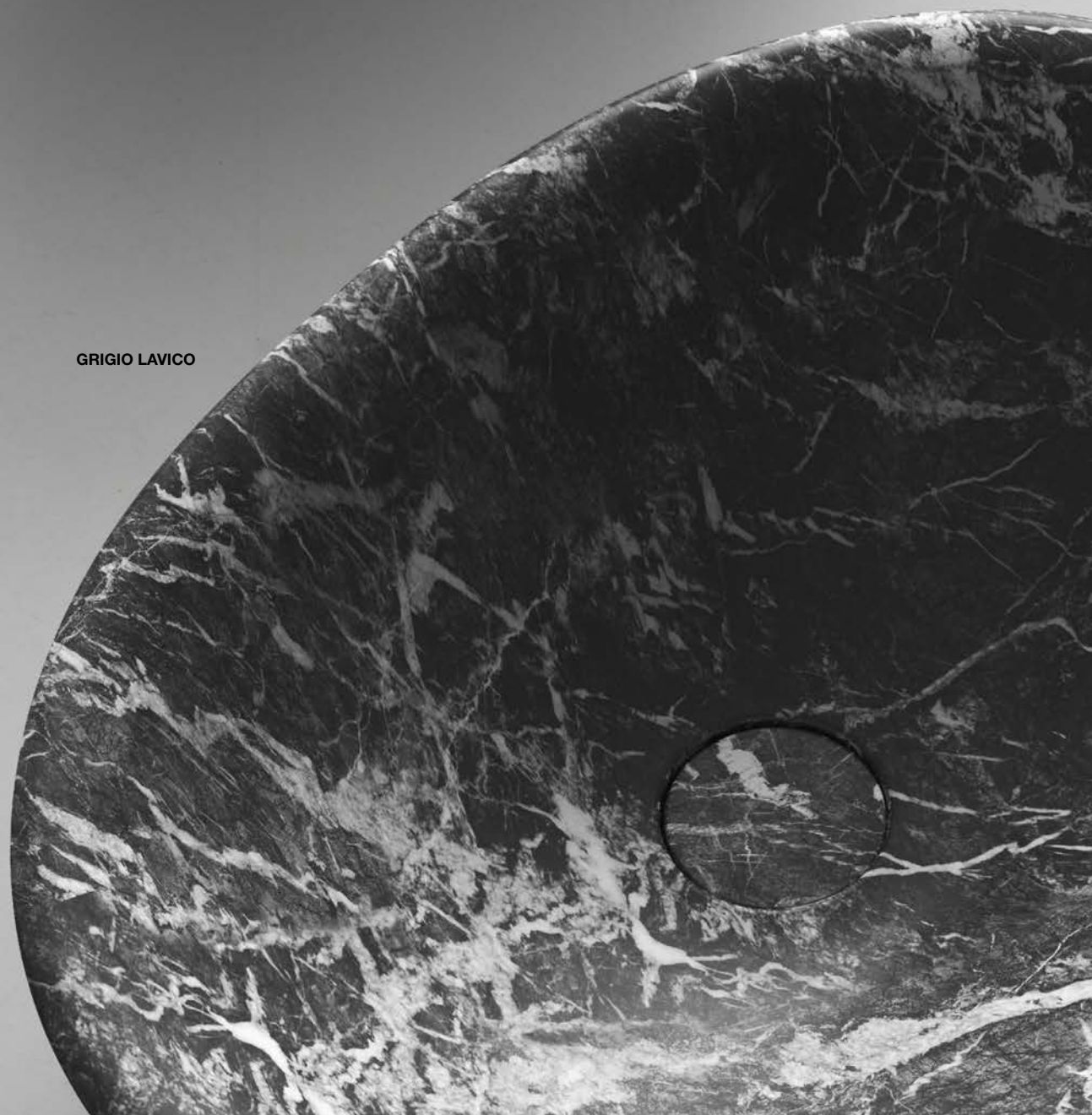


SERVO



ROSSO LEVANTO

GRIGIO LAVICO



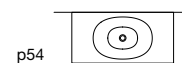


BIANCO CARRARA



NERO MARQUINIA

Per conoscere i materiali consultare il Listino Prezzi o il sito Web.  
For materials please consult the Price List or the Website.



<i>h</i>	<i>p</i>	<i>l</i>	<i>art.</i>
15	40	54	SERVO154
	45	63	SERVO163

Lavabo ovale sopra piano in pietra, completo di piletta con scarico libero e raccordo per sifone.

Oval top mount stone sink complete with drain pipe fitting and open plug.



# URNA

2006

design\_Carlo Colombo







Per conoscere i materiali consultare il Listino Prezzi o il sito Web.  
For materials please consult the Price List or the Website.

<i>h</i>	$\varnothing$	<i>art.</i>
23,5	50	<b>URNA10</b>

Lavabo tondo sopra piano in pietra, completo di piletta con scarico libero e raccordo per sifone.

*Oval top mount stone sink complete with drain pipe fitting and open plug.*



**SENSO**

2015

design\_Nevio Tellatin





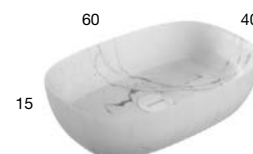
Per conoscere i materiali consultare il Listino Prezzi o il sito Web.  
For materials please consult the Price List or the Website.



<i>h</i>	<i>p</i>	<i>l</i>	<i>art.</i>
15	40	60	SENSO160

Lavabo rettangolare sopra piano in pietra, completo di piletta con scarico libero e raccordo per sifone.

Rectangular top mount stone sink, complete with drain pipe fitting and open plug.



**AGO**  
2013

design\_Mario Ferrarini

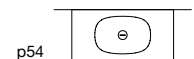
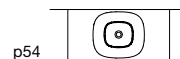
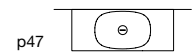
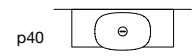




Per conoscere i materiali consultare il Listino Prezzi o il sito Web.  
For materials please consult the Price List or the Website.

Art. AGO13

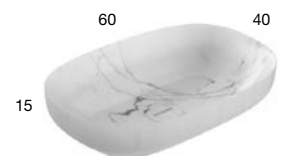

Art. AGO160



<i>h</i>	<i>p</i>	<i>l</i>	<i>art.</i>
15	45	50	AGO13
	40	60	AGO160

Lavabo ovale sopra piano in pietra, completo di piletta con scarico libero e raccordo per sifone.

Oval top mount stone sink, complete with drain pipe fitting and open plug.



**PILA**  
2007

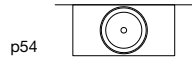
design\_Carlo Colombo





PIETRA LUNA

Per conoscere i materiali consultare il Listino Prezzi o il sito Web.  
For materials please consult the Price List or the Website.



<i>h</i>	<i>Ø</i>	<i>art.</i>
15	50	PILA11

Lavabo tondo sopra piano in pietra, completo di piletta con scarico libero e raccordo per sifone.

Round top mount stone sink complete with drain pipe fitting and open plug.



# INTROVERSO

2016

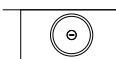
design\_Paolo Ulian








P 54



<i>h</i>	$\emptyset$	<i>art.</i>
16	45	<b>INTROVERSO45</b> Marmo Carrara

Lavabo tondo sopra piano in pietra, completo di piletta con scarico libero e raccordo per sifone.

*Round top mount stone sink complete with drain pipe fitting and open plug.*

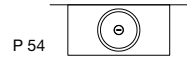


# PIXEL

2016

design\_Paolo Ulian






<i>h</i>	$\emptyset$	<i>art.</i>
11	45	<b>PIXEL45</b> Marmo Carrara

Lavabo tondo sopra piano in pietra, completo di piletta con scarico libero e raccordo per sifone.

*Round top mount stone sink complete with drain pipe fitting and open plug.*




# FONTE

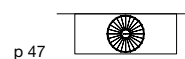

2020

design\_Gumdesign





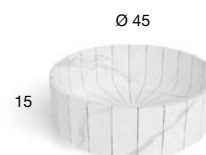




<i>h</i>	$\emptyset$	<i>art.</i>
15	45	<b>FONTE</b> Marmo Carrara   Nero Marquinia

Lavabo tondo sopra piano in pietra, completo di piletta con scarico libero e raccordo per sifone.

*Round top mount stone sink complete with drain pipe fitting and open plug.*



**GESSATI**


2019

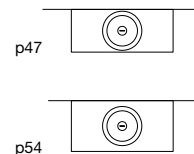
design\_Gumdesign







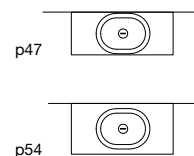




<i>h</i>	$\varnothing$	<i>art.</i>
<b>11</b>	<b>45</b>	<b>GESSATI145</b> Marmo Carrara

Lavabo tondo sopraiano in pietra, completo di piletta con scarico libero e raccordo per sifone.

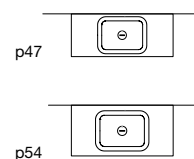

*Round top mount stone sink complete with drain pipe fitting and open plug.*



<i>h</i>	<i>p</i>	<i>l</i>	<i>art.</i>
<b>11</b>	<b>45</b>	<b>60</b>	<b>GESSATI160</b> Marmo Carrara

Lavabo ovale sopraiano in pietra, completo di piletta con scarico libero e raccordo per sifone.


*Oval top mount stone sink complete with drain pipe fitting and open plug.*



<i>h</i>	<i>p</i>	<i>l</i>	<i>art.</i>
<b>11</b>	<b>45</b>	<b>60</b>	<b>GESSATI160</b> Marmo Carrara

Lavabo rettangolare sopraiano in pietra, completo di piletta con scarico libero e raccordo per sifone.

*Rectangular top mount stone sink complete with drain pipe fitting and open plug.*




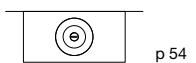
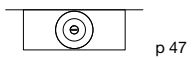
# RIGATI

2020

design\_Gumdesign



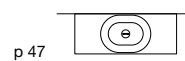




<i>h</i>	<i>Ø</i>	<i>art.</i>
<b>10</b>	<b>45</b>	<b>RIGATI145 Marmo Carrara   Nero Marquinia</b>

Lavabo tondo sopra piano in pietra, completo di piletta con scarico libero e raccordo per sifone.


*Round top mount stone sink complete with drain pipe fitting and open plug.*



<i>h</i>	<i>p</i>	<i>l</i>	<i>art.</i>
10	45	60	<b>RIGATI60</b> Marmo Carrara   Nero Marquina

Lavabo ovale sopra piano in pietra, completo di piletta con scarico libero e raccordo per sifone.

Oval top mount stone sink complete with drain pipe fitting and open plug.








top /  
tops

TOP  
TOPS

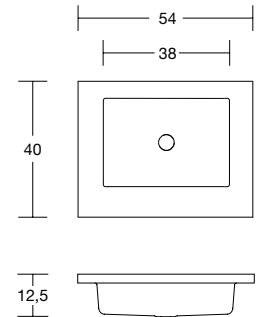


**GUIDA PRATICA**  
PRACTICAL GUIDE

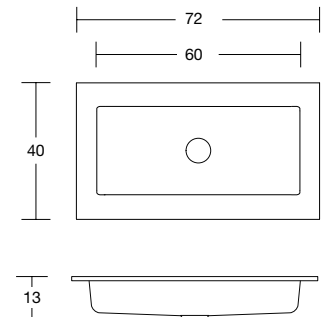
Una volta individuata la tipologia del Top è possibile scegliere il lavabo integrato in base alle dimensioni desiderate.  
Once the type of top has been identified, it is possible to choose the integrated basin according to the desired size.

**PROF. 40 CM**  
40 CM DEEP

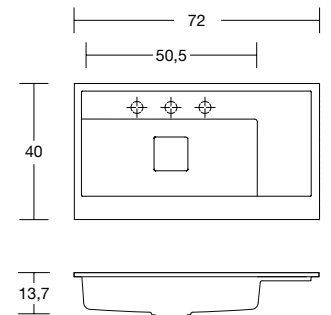
Art. NIDO454



Art. NIDO472



Art. GRAFFIO4072



**TOP**



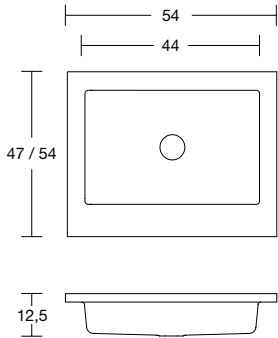
**TOP A PONTE**  
PONTE TOP



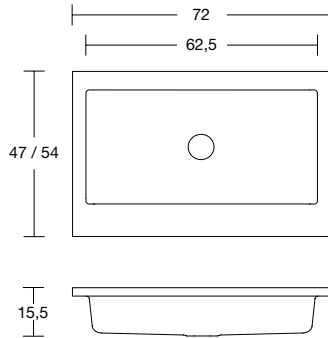
**TOP A PONTE CON PORTA SALVIETTE**  
PONTE TOP WITH TOWEL HOLDERS

PROF. 47 / 54 CM  
47 / 54 CM DEEP

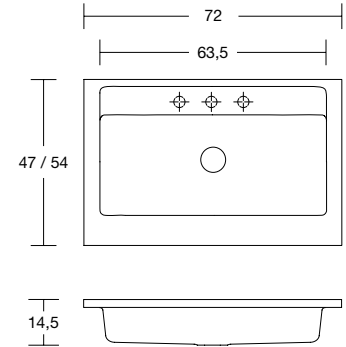
Art. NIDO54



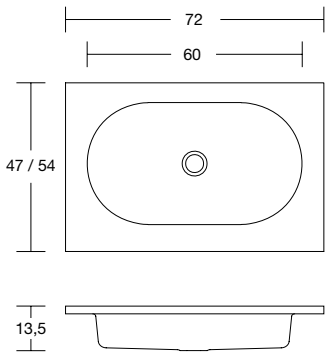
Art. NIDO72



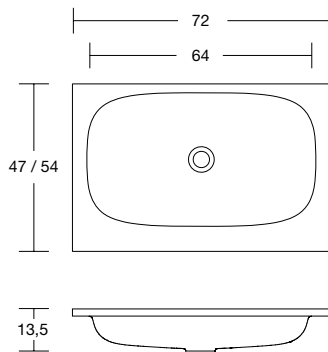
Art. BASICO47 / BASICO54



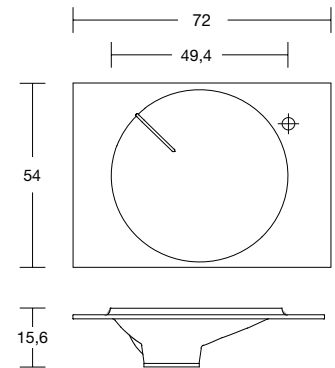
Art. ARENA



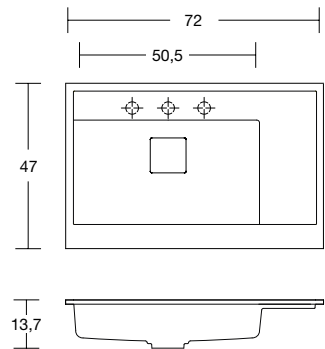
Art. NUVOLA



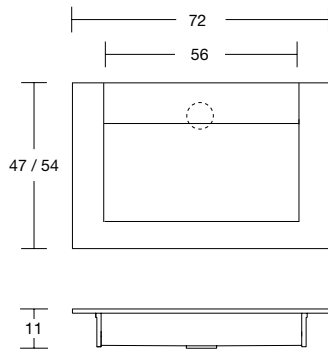
Art. BRECCIA



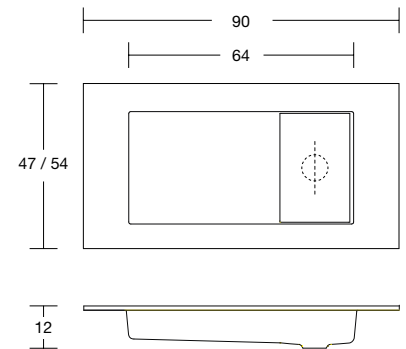
Art. GRAFFIO4772



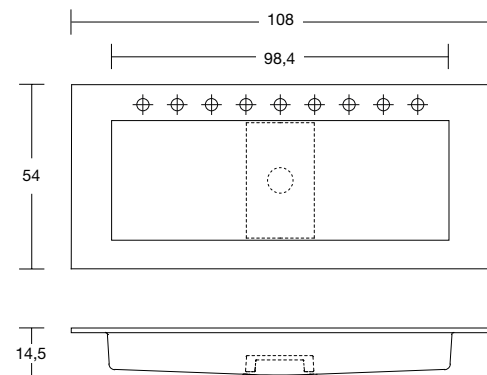
Art. OPENSLOTMOOD




Art. PODIO90



Art. PODIO108



TOP  
TOPS



<i>h</i>	<i>p</i>	<i>l</i>	<i>art.</i>
40	1,2	da   from 54 a   to 272,4	BC140

Alzatina in Flumood o Colormood.

Flumood or Colormood backsplash.



TOP  
TOPS

Per tutte le nostre collezioni |  
For all our collections

<i>h</i>	<i>p</i>	<i>l</i>	<i>art.</i>
1,2	40	da   from 54 a   to 272,4	BC140
	47		BC147
	54		BC154

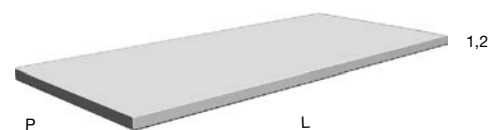
Per collezione | For collection

**PANTA REI**

<i>h</i>	<i>p</i>	<i>l</i>	<i>art.</i>
1,2	40	da   from 54 a   to 216	BC240
	47		BC247
	54		BC254

Top in Flumood o Colormood, spessore 12 mm.

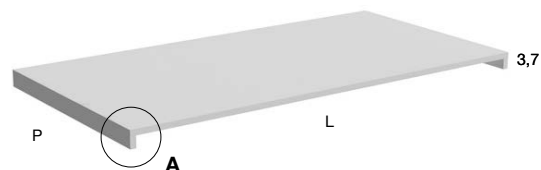
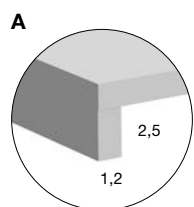
Top in Flumood or Colormood, 12 mm thick.



# PONTE

2019

design\_Nevio Tellatin



Per collezione | For collection

**BINARIO 03 - PIANA**

<i>h</i>	<i>p</i>	<i>l</i>	<i>art.</i>
<b>3,7</b>	<b>40</b>	<b>da   from 54</b>	<b>a   to 272,4</b>
	<b>47</b>		<b>PONTE40</b>
	<b>54</b>		<b>PONTE47</b>
			<b>PONTE54</b>

Top in Flumood o Colormood, spessore 37 mm, per collezioni BINARIO 03 e PIANA.

Suspended Flumood or Colormood top, 37 mm thick, for collections BINARIO 03 and PIANA.



TOP  
TOPS


Per collezione | For collection

**BINARIO 03 - PIANA**

<i>h</i>	<i>p</i>	<i>l</i>	<i>art.</i>
3,7	40	da   from 54	a   to 272,4 <b>PONTE140</b>
	47		<b>PONTE147</b>
	54		<b>PONTE154</b>

Top in Flumood o Colormood dx o sx, spessore 37 mm, completo di portasalviette, verniciato Skin cenere, gofrato o seta come da nostro campionario colori, per collezioni BINARIO 03 e PIANA.

LH or RH Flumood or Colormood top, 37 mm thick, towel rail lacquered Skin Cenere, embossed or silk finish as per our color samples for BINARIO3 and PIANA collections.

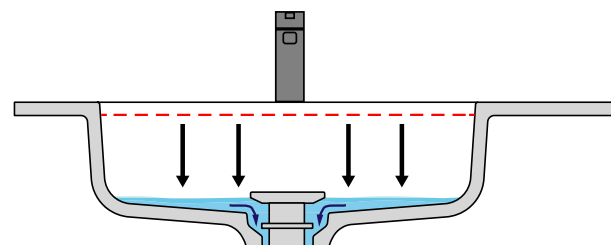
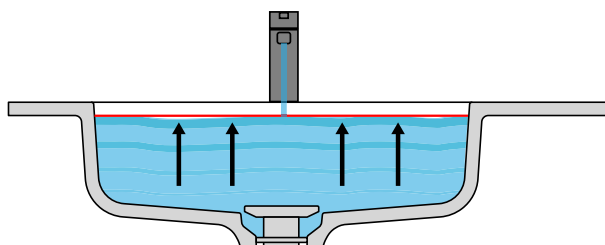


VERSIONE SX | Left version

# ARENA

2013

design\_Nevio Tellatin



ARENA è il nuovo lavabo con sistema TROPPOPIENO AUTOMATICO INVISIBILE. La piletta si apre automaticamente al raggiungimento del livello di sicurezza PREDEFINITO, permettendo all'acqua di defluire.

*ARENA is the new washbasin with an AUTOMATIC INVISIBLE OVERFLOW system. The drain opens automatically when the PRESET safety level is reached allowing the water to drain away.*





TOP  
TOPS

Per tutte le nostre collezioni |  
For all our collections

<i>h</i>	<i>p</i>	<i>l</i>			<i>art.</i>
1,2	47	da   from 72	a   to 272,4		<b>BC147 + ARENA47</b>
	47	da   from 144	a   to 272,4		<b>BC147 + n° 2 ARENA47</b>

Per collezione | For collection

**PANTA REI**

<i>h</i>	<i>p</i>	<i>l</i>			<i>art.</i>
1,2	47	da   from 72	a   to 216		<b>BC247 + ARENA47</b>
	47	da   from 144	a   to 216		<b>BC247 + n° 2 ARENA47</b>

Top con singolo o doppio lavabo integrato in Flumood o Colormood spessore 12 mm, completo di piletta con scarico libero, raccordo per sifone e troppopieno automatico invisibile.  
N.B. solo per porta lavabi da H 37,5 cm. Nei porta lavabi H 37,5 è possibile inserire solo sifone art. MICRO e art. NANO.


*Top with single or double integrated sink in Flumood or Colormood 12 mm thick, with drain pipe fitting, open plug and automatic invisible overflow.*  
*P.S. only for sink units from cm 37,5 H. In sink units cm 37,5 H it is only possible to use siphon art. MICRO and art. NANO.*

Art. ARENA47



+

Art. BC147 - BC247







TOP  
TOPS

Per tutte le nostre collezioni |  
For all our collections

<i>h</i>	<i>p</i>	<i>l</i>			<i>art.</i>
1,2	54	da   from 72	a   to 272,4		<b>BC154 + ARENA54</b>
	54	da   from 144	a   to 272,4		<b>BC154 + n° 2 ARENA54</b>

Per collezione | For collection

**PANTA REI**

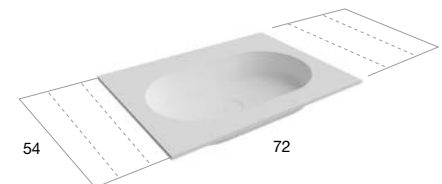
<i>h</i>	<i>p</i>	<i>l</i>			<i>art.</i>
1,2	54	da   from 72	a   to 216		<b>BC254 + ARENA54</b>
	54	da   from 144	a   to 216		<b>BC254 + n° 2 ARENA54</b>

Top con singolo o doppio lavabo integrato in Flumood o Colormood spessore 12 mm, completo di piletta con scarico libero, raccordo per sifone e troppopieno automatico invisibile.  
N.B. solo per porta lavabi da H 37,5 cm. Nei porta lavabi H 37,5 è possibile inserire solo sifone art. MICRO e art. NANO.

*Top with single or double integrated sink in Flumood or Colormood 12 mm thick, with drain pipe fitting, open plug and automatic invisible overflow.*

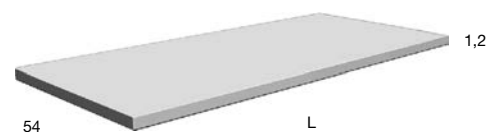
*P.S. only for sink units from cm 37,5 H. In sink units cm 37,5 H it is only possible to use siphon art. MICRO and art. NANO.*

Art. ARENA54



+

Art. BC154 - BC254



# NUVOLA

2015

design\_Nevio Tellatin





TOP  
TOPS

Per tutte le nostre collezioni |  
For all our collections

<i>h</i>	<i>p</i>	<i>l</i>			<i>art.</i>
1,2	47	da   from 72	a   to 272,4		BC147 + NUVOLA
	47	da   from 144	a   to 272,4		BC147 + n° 2 NUVOLA

Per collezione | For collection

**PANTA REI**

<i>h</i>	<i>p</i>	<i>l</i>			<i>art.</i>
1,2	47	da   from 72	a   to 216		BC247 + NUVOLA
	47	da   from 144	a   to 216		BC247 + n° 2 NUVOLA

Top con singolo o doppio lavabo integrato in Flumood o Colormood spessore 12 mm, completo di piletta con scarico libero e raccordo per sifone.

Optional: Troppopieno.

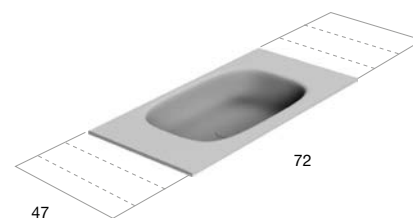
N.B. solo per porta lavabi da H 37,5 cm. Nei porta lavabi H 37,5 è possibile inserire solo sifone art. MICRO e art. NANO.

Top with single or double integrated sink in Flumood or Colormood 12 mm thick, with drain pipe fitting and open plug.

Optional: Overflow.

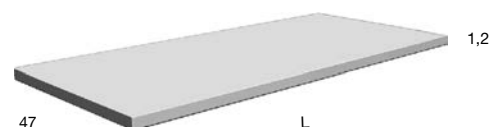
P.S. only for sink units from cm 37,5 H. In sink units cm 37,5 H it is only possible to use siphon art. MICRO and art. NANO.

Art. NUVOLA



+

Art. BC147 - BC247







TOP  
TOPS

Per tutte le nostre collezioni |  
For all our collections

<i>h</i>	<i>p</i>	<i>l</i>			<i>art.</i>
1,2	54	da   from 72	a   to 272,4		<b>BC154 + NUVOLA</b>
	54	da   from 144	a   to 272,4		<b>BC154 + n° 2 NUVOLA</b>

Per collezione | For collection

**PANTA REI**

<i>h</i>	<i>p</i>	<i>l</i>			<i>art.</i>
1,2	54	da   from 72	a   to 216		<b>BC254 + NUVOLA</b>
	54	da   from 144	a   to 216		<b>BC254 + n° 2 NUVOLA</b>

Top con singolo o doppio lavabo integrato in Flumood o Colormood spessore 12 mm, completo di piletta con scarico libero e raccordo per sifone.

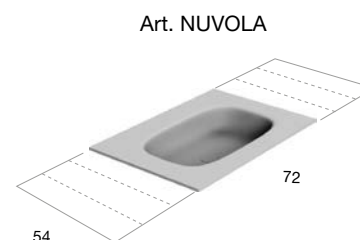
Optional: Troppopieno.

N.B. solo per porta lavabi da H 37,5 cm. Nei porta lavabi H 37,5 è possibile inserire solo sifone art. MICRO e art. NANO.

Top with single or double integrated sink in Flumood or Colormood 12 mm thick, with drain pipe fitting and open plug.

Optional: Overflow.

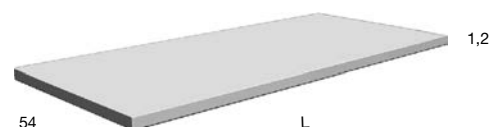
P.S. only for sink units from cm 37,5 H. In sink units cm 37,5 H it is only possible to use siphon art. MICRO and art. NANO.



Art. NUVOLA

+

Art. BC154 - BC254



# BRECCIA

2018

design\_Mario Ferrarini







TOP  
TOPS

Per tutte le nostre collezioni |  
For all our collections

<i>h</i>	<i>p</i>	<i>l</i>	<i>art.</i>
1,2	54	da   from 72 a   to 272,4	<b>BC154 + BRECCIA</b>
	54	da   from 144 a   to 272,4	<b>BC154 + n° 2 BRECCIA</b>

Per collezione | For collection


**PANTA REI**

<i>h</i>	<i>p</i>	<i>l</i>	<i>art.</i>
1,2	54	da   from 72 a   to 216	<b>BC254 + BRECCIA</b>
	54	da   from 144 a   to 216	<b>BC254 + n° 2 BRECCIA</b>

Top con singolo o doppio lavabo integrato in Flumood o Colormood spessore 12 mm, completo di raccordo per sifone.  
N.B. solo per porta lavabi da H 37,5 cm. Nei porta lavabi H 37,5 è possibile inserire solo sifone art. MICRO e art. NANO.


Top with single or double integrated sink in Flumood or Colormood 12 mm thick, with open plug.  
P.S. only for sink units from cm 37,5 H. In sink units cm 37,5 H it is only possible to use siphon art. MICRO and art. NANO.

Art. BRECCIA



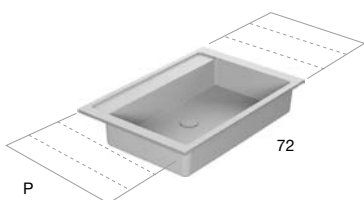
+

Art. BC154 - BC254



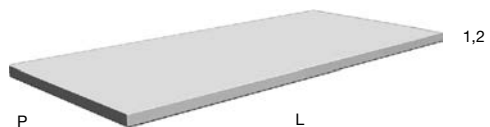


Art. BASICO47 - BASICO54



+

Art. BC147 - BC247  
Art. BC154 - BC254



Per tutte le nostre collezioni |  
For all our collections

<i>h</i>	<i>p</i>	<i>l</i>	<i>art.</i>
1,2	47	da   from 72 a   to 272,4	<b>BC147 + BASICO47</b>
	54		<b>BC154 + BASICO54</b>

Per collezione | For collection

**PANTA REI**

<i>h</i>	<i>p</i>	<i>l</i>	<i>art.</i>
1,2	47	da   from 72 a   to 216	<b>BC247 + BASICO47</b>
	54		<b>BC254 + BASICO54</b>

Top con lavabo integrato sopraiano in Flumood o Colormood, spessore 12 mm completo di piletta con scarico libero e raccordo per sifone.  
Optional: Troppopieno.  
N.B. solo per porta lavabi da H 37,5 cm. Nei porta lavabi H 37,5 è possibile inserire solo sifone art. MICRO e art. NANO.

Top with integrated sink in Flumood or Colormood, 12 mm thick, complete with drain pipe fitting and open plug.  
Optional: Overflow.

P.S. only for sink units from cm 37,5 H. In sink units cm 37,5 H it is only possible to use siphon art. MICRO and art. NANO.



TOP  
TOPS

Per tutte le nostre collezioni |  
For all our collections

<i>h</i>	<i>p</i>	<i>l</i>	<i>art.</i>
1,2	47	da   from 144 a   to 272,4	BC147 + n° 2 BASICO47
	54		BC154 + n° 2 BASICO54

Per collezione | For collection

**PANTA REI**

<i>h</i>	<i>p</i>	<i>l</i>	<i>art.</i>
1,2	47	da   from 144 a   to 216	BC247 + n° 2 BASICO47
	54		BC254 + n° 2 BASICO54

Top con doppio lavabo integrato sopra piano in Flumood o Colormood, spessore 12 mm, completo di piletta con scarico libero e raccordo per sifone.

Optional: Troppopieno.

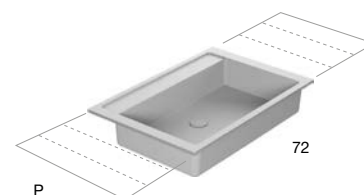
N.B. solo per porta lavabi da H 37,5 cm. Nei porta lavabi H 37,5 è possibile inserire solo sifone art. MICRO e art. NANO.

Top with double integrated sink in Flumood or Colormood, 12 mm thick, with drain pipe fitting and open plug.

Optional: Overflow.

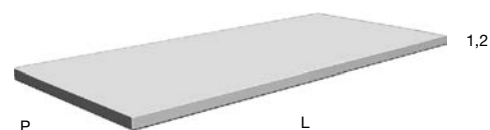
P.S. only for sink units from cm 37,5 H. In sink units cm 37,5 H it is only possible to use siphon art. MICRO and art. NANO.

Art. BASICO47 - BASICO54



+

Art. BC147 - BC247  
Art. BC154 - BC254



# NIDO

2015

design\_Nevio Tellatin



Per tutte le nostre collezioni |  
For all our collections

<i>h</i>	<i>p</i>	<i>l</i>	art.
1,2	40	da   from 54 a   to 272,4	<b>BC140 + NIDO454</b>
	40	da   from 108 a   to 272,4	<b>BC140 + n° 2 NIDO454</b>

Per collezione | For collection

## PANTA REI

<i>h</i>	<i>p</i>	<i>l</i>	art.
1,2	40	da   from 54 a   to 216	<b>BC240 + NIDO454</b>
	40	da   from 108 a   to 216	<b>BC240 + n° 2 NIDO454</b>

Top con singolo o doppio lavabo integrato in Flumood o Colormood spessore 12 mm, completo di piletta con scarico libero e raccordo per sifone.

Optional: Troppopieno.

N.B. solo per porta lavabi da H 37,5 cm. Nei porta lavabi H 37,5 è possibile inserire solo sifone art. MICRO e art. NANO.

Top with single or double integrated sink in Flumood or Colormood 12 mm thick, with drain pipe fitting and open plug.

Optional: Overflow.


P.S. only for sink units from cm 37,5 H. In sink units cm 37,5 H it is only possible to use siphon art. MICRO and art. NANO.

Art. NIDO454



+

Art. BC140 - BC240





TOP  
TOPS

Per tutte le nostre collezioni |  
For all our collections

<i>h</i>	<i>p</i>	<i>l</i>			<i>art.</i>
1,2	40	da   from 54	a   to 272,4		<b>BC140 + NIDO472</b>
	40	da   from 108	a   to 272,4		<b>BC140 + n° 2 NIDO472</b>

Per collezione | For collection

**PANTA REI**

<i>h</i>	<i>p</i>	<i>l</i>			<i>art.</i>
1,2	40	da   from 54	a   to 216		<b>BC240 + NIDO472</b>
	40	da   from 108	a   to 216		<b>BC240 + n° 2 NIDO472</b>

Top con singolo o doppio lavabo integrato in Flumood o Colormood spessore 12 mm, completo di piletta con scarico libero e raccordo per sifone.

Optional: Troppopieno.


N.B. solo per porta lavabi da H 37,5 cm. Nei porta lavabi H 37,5 è possibile inserire solo sifone art. MICRO e art. NANO.

Top with single or double integrated sink in Flumood or Colormood 12 mm thick, with drain pipe fitting and open plug.

Optional: Overflow.


P.S. only for sink units from cm 37,5 H. In sink units cm 37,5 H it is only possible to use siphon art. MICRO and art. NANO.

Art. NIDO472



+

Art. BC140 - BC240





Per tutte le nostre collezioni |  
For all our collections

<i>h</i>	<i>p</i>	<i>l</i>	<i>art.</i>	
1,2	47	da   from 54	a   to 272,4	BC147 + NIDO54
	47	da   from 108	a   to 272,4	BC147 + n° 2 NIDO54

Per collezione | For collection

**PANTA REI**

<i>h</i>	<i>p</i>	<i>l</i>	<i>art.</i>	
1,2	47	da   from 54	a   to 216	BC247 + NIDO54
	47	da   from 108	a   to 216	BC247 + n° 2 NIDO54

Top con singolo o doppio lavabo integrato in Flumood o Colormood spessore 12 mm, completo di piletta con scarico libero e raccordo per sifone.

Optional: Troppopieno.

N.B. solo per porta lavabi da H 37,5 cm. Nei porta lavabi H 37,5 è possibile inserire solo sifone art. MICRO e art. NANO.


Top with single or double integrated sink in Flumood or Colormood 12 mm thick, with drain pipe fitting and open plug.

Optional: Overflow.

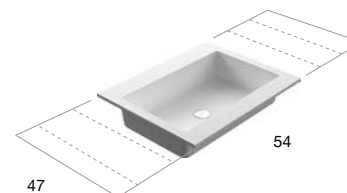
P.S. only for sink units from cm 37,5 H. In sink units cm 37,5 H it is only possible to use siphon art. MICRO and art. NANO.

OPTIONAL  
Pianetto copripiletta  
Cover plate

Art. PIANETTO1

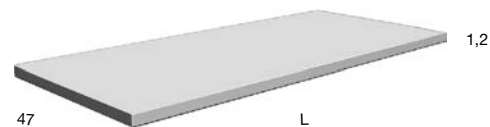


Art. NIDO54



+

Art. BC147 - BC247



TOP  
TOPS

Per tutte le nostre collezioni |  
For all our collections

<i>h</i>	<i>p</i>	<i>l</i>	<i>art.</i>	
1,2	47	da   from 72	a   to 272,4	BC147 + NIDO72
	47	da   from 144	a   to 272,4	BC147 + n° 2 NIDO72

Per collezione | For collection

**PANTA REI**

<i>h</i>	<i>p</i>	<i>l</i>	<i>art.</i>	
1,2	47	da   from 72	a   to 216	BC247 + NIDO72
	47	da   from 144	a   to 216	BC247 + n° 2 NIDO72

Top con singolo o doppio lavabo integrato in Flumood o Colormood spessore 12 mm, completo di piletta con scarico libero e raccordo per sifone.

Optional: Troppopieno.

N.B. solo per porta lavabi da H 37,5 cm. Nei porta lavabi H 37,5 è possibile inserire solo sifone art. MICRO e art. NANO.


Top with single or double integrated sink in Flumood or Colormood 12 mm thick, with drain pipe fitting and open plug.

Optional: Overflow.

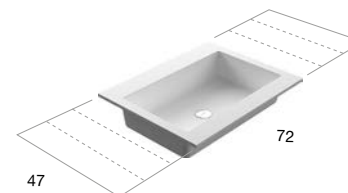
P.S. only for sink units from cm 37,5 H. In sink units cm 37,5 H it is only possible to use siphon art. MICRO and art. NANO.

OPTIONAL  
Pianetto copripiletta  
Cover plate

Art. PIANETTO2

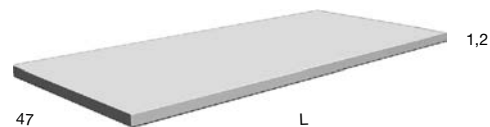


Art. NIDO72



+

Art. BC147 - BC247







Per tutte le nostre collezioni |  
For all our collections

<i>h</i>	<i>p</i>	<i>l</i>			<i>art.</i>
1,2	54	da   from 54	a   to 272,4		BC154 + NIDO54
	54	da   from 108	a   to 272,4		BC154 + n° 2 NIDO54

Per collezione | For collection

**PANTA REI**

<i>h</i>	<i>p</i>	<i>l</i>			<i>art.</i>
1,2	54	da   from 54	a   to 216		BC254 + NIDO54
	54	da   from 108	a   to 216		BC254 + n° 2 NIDO54

Top con singolo o doppio lavabo integrato in Flumood o Colormood spessore 12 mm completo di piletta con scarico libero e raccordo per sifone.

Optional: Troppopieno.

N.B. solo per porta lavabi da H 37,5 cm. Nei porta lavabi H 37,5 è possibile inserire solo sifone art. MICRO e art. NANO.

Top with single or double integrated sink in Flumood or Colormood 12 mm thick, with drain pipe fitting and open plug.

Optional: Overflow.

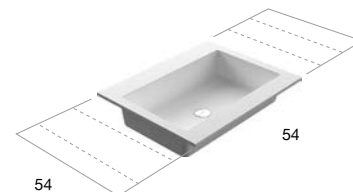
P.S. only for sink units from cm 37,5 H. In sink units cm 37,5 H it is only possible to use siphon art. MICRO and art. NANO.

OPTIONAL  
Pianetto copripiletta  
Cover plate

Art. PIANETTO1

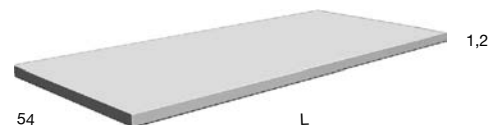


Art. NIDO54



+

Art. BC154 - BC254



TOP  
TOPS

Per tutte le nostre collezioni |  
For all our collections

<i>h</i>	<i>p</i>	<i>l</i>			<i>art.</i>
1,2	54	da   from 72	a   to 272,4		BC154 + NIDO72
	54	da   from 144	a   to 272,4		BC154 + n° 2 NIDO72

Per collezione | For collection

**PANTA REI**

<i>h</i>	<i>p</i>	<i>l</i>			<i>art.</i>
1,2	54	da   from 72	a   to 216		BC254 + NIDO72
	54	da   from 144	a   to 216		BC254 + n° 2 NIDO72

Top con singolo o doppio lavabo integrato in Flumood o Colormood spessore 12 mm, completo di piletta con scarico libero e raccordo per sifone.

Optional: Troppopieno.

N.B. solo per porta lavabi da H 37,5 cm. Nei porta lavabi H 37,5 è possibile inserire solo sifone art. MICRO e art. NANO.

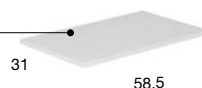
Top with single or double integrated sink in Flumood or Colormood 12 mm thick, with drain pipe fitting and open plug.

Optional: Overflow.

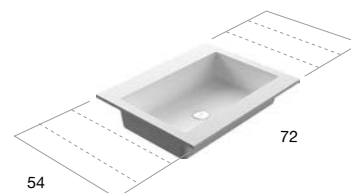
P.S. only for sink units from cm 37,5 H. In sink units cm 37,5 H it is only possible to use siphon art. MICRO and art. NANO.

OPTIONAL  
Pianetto copripiletta  
Cover plate

Art. PIANETTO2




Art. NIDO72



+

Art. BC154 - BC254



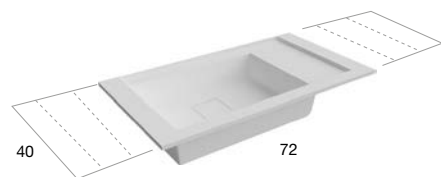
# GRAFFIO

2014

design\_Mario Ferrarini

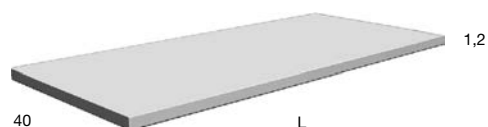


Art. GRAFFIO4072



+

Art. BC140 - BC240



Per tutte le nostre collezioni |  
For all our collections

<i>h</i>	<i>p</i>	<i>l</i>	art.
<b>1,2</b>	<b>40</b>	<b>da   from 72 a   to 272,4</b>	<b>BC140 + GRAFFIO4072</b>

Per collezione | For collection

## PANTA REI

<i>h</i>	<i>p</i>	<i>l</i>	art.
<b>1,2</b>	<b>40</b>	<b>da   from 72 a   to 216</b>	<b>BC240 + GRAFFIO4072</b>

Top con lavabo integrato in Flumood o Colormood, spessore 12 mm completo di piletta con scarico libero e raccordo per sifone.  
N.B. solo per porta lavabi da H 37,5 cm. Nei porta lavabi H 37,5 è possibile inserire solo sifone art. MICRO e art. NANO.

*Top with integrated sink in Flumood or Colormood, 12 mm thick, complete with drain pipe fitting and open plug.  
P.S. only for sink units from cm 37,5 H. In sink units cm 37,5 H it is only possible to use siphon art. MICRO and art. NANO.*



TOP  
TOPS

Per tutte le nostre collezioni |  
For all our collections

<i>h</i>	<i>p</i>	<i>l</i>			<i>art.</i>
1,2	47	da   from	72	a   to	272,4
					<b>BC147 + GRAFFIO4772</b>

Per collezione | For collection

**PANTA REI**

<i>h</i>	<i>p</i>	<i>l</i>			<i>art.</i>
1,2	47	da   from	72	a   to	216
					<b>BC247 + GRAFFIO4772</b>

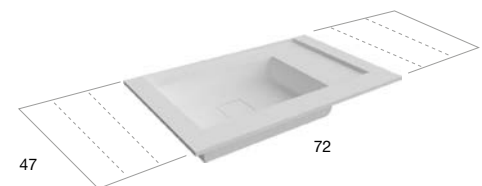
Top con lavabo integrato in Flumood o Colormood, spessore 12 mm completo di piletta con scarico libero e raccordo per sifone.

N.B. solo per porta lavabi da H 37,5 cm. Nei porta lavabi H 37,5 è possibile inserire solo sifone art. MICRO e art. NANO.

*Top with integrated sink in Flumood or Colormood, 12 mm thick, complete with drain pipe fitting and open plug.*


*P.S. only for sink units from cm 37,5 H. In sink units cm 37,5 H it is only possible to use siphon art. MICRO and art. NANO.*

Art. GRAFFIO4772



+

Art. BC147 - BC247



PODIO

2015

design: Nevio Tellatin



Per tutte le nostre collezioni   For all our collections				
<i>h</i>	<i>p</i>	<i>l</i>	<i>art.</i>	
1,2	47	da   from 90	a   to 272,4	BC147 + PODIO90

Per collezione   For collection				
<b>PANTA REI</b>				
<i>h</i>	<i>p</i>	<i>l</i>	<i>art.</i>	
1,2	47	da   from 90	a   to 216	BC247 + PODIO90

Top con lavabo integrato in Flumood o Colormood, spessore 12 mm completo di piletta con scarico libero e raccordo per sifone.

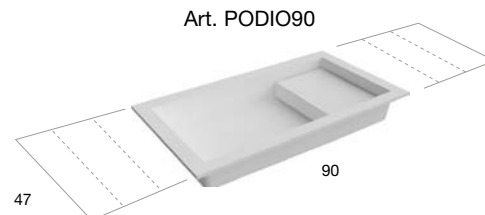
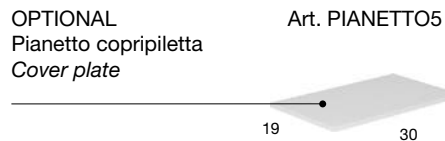
Optional: Troppopieno.

N.B. solo per porta lavabi da H 37,5 cm. Nei porta lavabi H 37,5 è possibile inserire solo sifone art. MICRO e art. NANO.

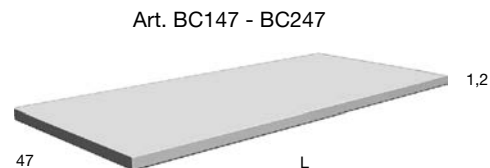
*Top with integrated sink in Flumood or Colormood, 12 mm thick, complete with drain pipe fitting and open plug.*

*Optional: Overflow.*

*P.S. only for sink units from cm 37,5 H. In sink units cm 37,5 H it is only possible to use siphon art. MICRO and art. NANO.*



+



TOP  
TOPS

Per tutte le nostre collezioni   For all our collections				
<i>h</i>	<i>p</i>	<i>l</i>	<i>art.</i>	
1,2	54	da   from 90	a   to 272,4	BC154 + PODIO90

Per collezione   For collection				
<b>PANTA REI</b>				
<i>h</i>	<i>p</i>	<i>l</i>	<i>art.</i>	
1,2	54	da   from 90	a   to 216	BC254 + PODIO90

Top con lavabo integrato in Flumood o Colormood, spessore 12 mm completo di piletta con scarico libero e raccordo per sifone.

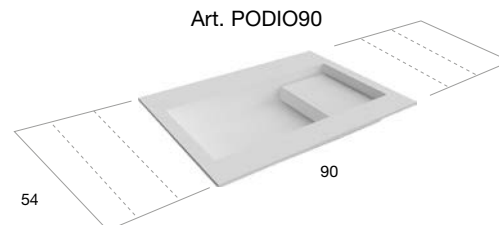

Optional: Troppopieno.

N.B. solo per porta lavabi da H 37,5 cm. Nei porta lavabi H 37,5 è possibile inserire solo sifone art. MICRO e art. NANO.

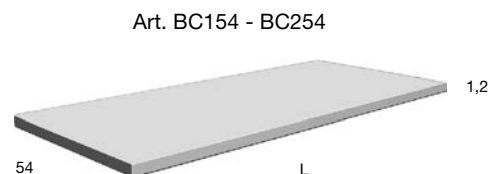
*Top with integrated sink in Flumood or Colormood, 12 mm thick, complete with drain pipe fitting and open plug.*

*Optional: Overflow.*

*P.S. only for sink units from cm 37,5 H. In sink units cm 37,5 H it is only possible to use siphon art. MICRO and art. NANO.*




+







TOP  
TOPS



520

<i>h</i>	<i>p</i>	<i>l</i>	art.
5	33	20	<b>PIANETTO</b>

Pianetto optional copripiletta in Flumood o Colormood.

*Optional Flumood or Colormood drain cover.*





TOP  
TOPS

Per tutte le nostre collezioni |  
For all our collections

<i>h</i>	<i>p</i>	<i>l</i>	<i>art.</i>
1,2	54	da   from 108 a   to 272,4	BC154 + PODIO108

Per collezione | For collection

**PANTA REI**

<i>h</i>	<i>p</i>	<i>l</i>	<i>art.</i>
1,2	54	da   from 108 a   to 216	BC254 + PODIO108

Top con lavabo integrato in Flumood o Colormood, spessore 12 mm completo di piletta con scarico libero e raccordo per sifone.

Optional: Troppopieno.

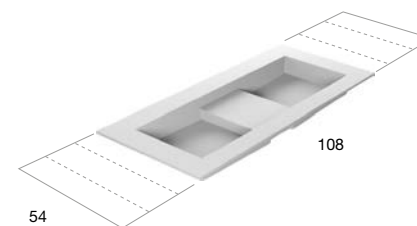
N.B. solo per porta lavabi da H 37,5 cm. Nei porta lavabi H 37,5 è possibile inserire solo sifone art. MICRO e art. NANO.

Top with integrated sink in Flumood or Colormood, 12 mm thick, complete with drain pipe fitting and open plug.

Optional: Overflow.

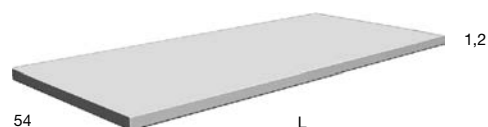
P.S. only for sink units from cm 37,5 H. In sink units cm 37,5 H it is only possible to use siphon art. MICRO and art. NANO.

Art. PODIO108



+

Art. BC154 - BC254



# OPENSLOTMOOD

2019

design\_Nevio Tellatin





TOP  
TOPS




Art. OSM47 - OSM54

Per tutte le nostre collezioni   For all our collections				
<i>h</i>	<i>p</i>	<i>l</i>	<i>art.</i>	
1,2	47	da   from 72	a   to 272,4	<b>BC147 + OSM47</b>
	54			<b>BC154 + OSM54</b>


Per collezione   For collection				
<b>PANTA REI</b>				
<i>h</i>	<i>p</i>	<i>l</i>	<i>art.</i>	
1,2	47	da   from 72	a   to 216	<b>BC247 + OSM47</b>
	54			<b>BC254 + OSM54</b>


Top con lavabo integrato in Flumood o Colormood, spessore 12 mm completo di piletta con scarico libero e raccordo per sifone.  
N.B. solo per porta lavabi da H 37,5 cm. Nei porta lavabi H 37,5 è possibile inserire solo sifone art. MICRO e art. NANO. Solo per rubinetteria a parete.

*Top with integrated sink in Flumood or Colormood, 12 mm thick, complete with drain pipe fitting and open plug.  
P.S. only for sink units from cm 37,5 H. In sink units cm 37,5 H it is only possible to use siphon art. MICRO and art. NANO. Only for wall mount tap.*



Art. BC147 - BC247 - BC154 - BC254





<i>Per tutte le nostre collezioni   For all our collections</i>				
<i>h</i>	<i>p</i>	<i>l</i>	<i>art.</i>	
<b>1,2</b>	<b>40</b>	<b>da   from 27</b>	<b>a   to 299,4</b>	<b>CR140</b>
	<b>54</b>			<b>CR154</b>

<i>Per collezione   For collection</i>				
<b>PANTA REI</b>				
<i>h</i>	<i>p</i>	<i>l</i>	<i>art.</i>	
<b>1,2</b>	<b>40</b>	<b>da   from 36</b>	<b>a   to 216</b>	<b>CR240</b>
	<b>54</b>			<b>CR254</b>

Top o alzatina in Moodlight spessore 12 mm.

Top or backsplash in Moodlight 12 mm thick.

# MYSLOT

2010

design\_Nevio Tellatin

TOP  
TOPS



Per tutte le nostre collezioni |  
For all our collections

<i>h</i>	<i>p</i>	<i>l</i>			<i>art.</i>
1,2	40	da   from 72	a   to 299,4		CR140 + MYSLOT472
	40	da   from 90	a   to 299,4		CR140 + MYSLOT490

Per collezione | For collection

### PANTA REI

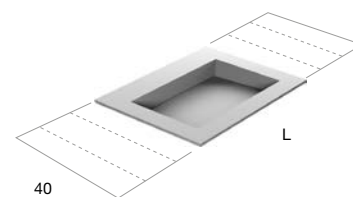
<i>h</i>	<i>p</i>	<i>l</i>			<i>art.</i>
1,2	40	da   from 72	a   to 216		CR240 + MYSLOT472
	40	da   from 90	a   to 216		CR240 + MYSLOT490

Top con lavabo integrato in Moodlight spessore 12 mm, con sistema di scarico predisposto per sifone.

N.B. solo per porta lavabi da H 37,5 cm. Nei porta lavabi H 37,5 è possibile inserire solo sifone art. MICRO e art. NANO. Solo per rubinetteria a parete.

Top with integrated sink completely in Moodlight 12 mm thick, with drain prepared for siphon.  
P.S. only for sink units from cm 37,5 H. In sink units cm 37,5 H it is only possible to use siphon art. MICRO and art. NANO. Only for wall mount tap.

Art. MYSLOT472 - MYSLOT490



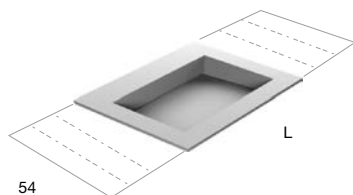
+

Art. CR140 - CR240






Art. MYSLOT72 - MYSLOT90



+

Art. CR154 - CR254



Per tutte le nostre collezioni |  
For all our collections

<i>h</i>	<i>p</i>	<i>l</i>			<i>art.</i>
1,2	54	da   from 72	a   to 299,4		CR154 + MYSLOT72
	54	da   from 90	a   to 299,4		CR154 + MYSLOT90

Per collezione | For collection

**PANTA REI**

<i>h</i>	<i>p</i>	<i>l</i>			<i>art.</i>
1,2	54	da   from 72	a   to 216		CR254 + MYSLOT72
	54	da   from 90	a   to 216		CR254 + MYSLOT90

Top con lavabo integrato in Moodlight spessore 12 mm, con sistema di scarico predisposto per sifone.  
N.B. solo per porta lavabi da H 37,5 cm. Nei porta lavabi H 37,5 è possibile inserire solo sifone art. MICRO e art. NANO.

*Top with integrated sink completely in Moodlight 12 mm thick, with drain prepared for siphon.  
P.S. only for sink units from cm 37,5 H. In sink units cm 37,5 H it is only possible to use siphon art. MICRO and art. NANO.*



TOP  
TOPS

Per tutte le nostre collezioni |  
For all our collections

<i>h</i>	<i>p</i>	<i>l</i>			<i>art.</i>
1,2	54	da   from 144	a   to 299,4		CR154 + n° 2 MYSLOT72
	54	da   from 180	a   to 299,4		CR154 + n° 2 MYSLOT90

Per collezione | For collection

**PANTA REI**

<i>h</i>	<i>p</i>	<i>l</i>			<i>art.</i>
1,2	54	da   from 144	a   to 216		CR254 + n° 2 MYSLOT72
	54	da   from 180	a   to 216		CR254 + n° 2 MYSLOT90

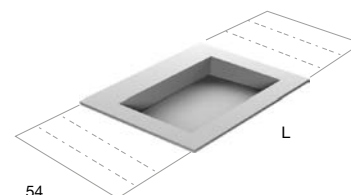
Top con doppio lavabo integrato in Moodlight spessore 12 mm, con sistema di scarico predisposto per sifone.

N.B. solo per porta lavabi da H 37,5 cm. Nei porta lavabi H 37,5 è possibile inserire solo sifone art. MICRO e art. NANO.

*Top with double integrated sink completely in Moodlight 12 mm thick, with drain prepared for siphon.*

*P.S. only for sink units from cm 37,5 H. In sink units cm 37,5 H it is only possible to use siphon art. MICRO and art. NANO.*

Art. MYSLOT72 - MYSLOT90



+

Art. CR154 - CR254



# SEGNO

2004

design\_Nevio Tellatin







TOP  
TOPS

Per tutte le nostre collezioni |  
For all our collections

<i>h</i>	<i>p</i>	<i>l</i>			<i>art.</i>
1,2	54	da   from 72	a   to 299,4		CR154 + SEGNO72
	54	da   from 90	a   to 299,4		CR154 + SEGNO90

Per collezione | For collection

**PANTA REI**

<i>h</i>	<i>p</i>	<i>l</i>			<i>art.</i>
1,2	54	da   from 72	a   to 216		CR254 + SEGNO72
	54	da   from 90	a   to 216		CR254 + SEGNO90

Top con lavabo integrato in Moodlight spessore 12 mm, completo di piletta con scarico libero e raccordo per sifone.

N.B. solo per porta lavabi da H 37,5 cm. Nei porta lavabi H 37,5 è possibile inserire solo sifone art. MICRO e art. NANO.

*Top with integrated sink completely in Moodlight 12 mm thick, with drain pipe fitting and open plug.*


*P.S. only for sink units from cm 37,5 H. In sink units cm 37,5 H it is only possible to use siphon art. MICRO and art. NANO.*

Art. SEGNO72 - SEGNO90




+

Art. CR154 - CR254






Art. SEGNO72



+

Art. CR154 - CR254



Per tutte le nostre collezioni |  
For all our collections

<i>h</i>	<i>p</i>	<i>l</i>	<i>art.</i>
1,2	54	da   from 144 a   to 299,4	CR154 + n° 2 SEGNO72

Per collezione | For collection

**PANTA REI**

<i>h</i>	<i>p</i>	<i>l</i>	<i>art.</i>
1,2	54	da   from 144 a   to 216	CR254 + n° 2 SEGNO72

Top con doppio lavabo integrato in Moodlight spessore 12 mm, completo di piletta con scarico libero e raccordo per sifone. N.B. solo per porta lavabi da H 37,5 cm. Nei porta lavabi H 37,5 è possibile inserire solo sifone art. MICRO e art. NANO.

Top with double integrated sink completely in Moodlight 12 mm thick, with drain pipe fitting and open plug. P.S. only for sink units from cm 37,5 H. In sink units cm 37,5 H it is only possible to use siphon art. MICRO and art. NANO.



TOP  
TOPS

Per tutte le nostre collezioni |  
For all our collections

<i>h</i>	<i>p</i>	<i>l</i>	<i>art.</i>
1,2	54	da   from 180 a   to 299,4	CR154 + n° 2 SEGNO90

Per collezione | For collection

**PANTA REI**

<i>h</i>	<i>p</i>	<i>l</i>	<i>art.</i>
1,2	54	da   from 180 a   to 216	CR254 + n° 2 SEGNO90

Top con doppio lavabo integrato in Moodlight spessore 12 mm, completo di piletta con scarico libero e raccordo per sifone.

N.B. solo per porta lavabi da H 37,5 cm. Nei porta lavabi H 37,5 è possibile inserire solo sifone art. MICRO e art. NANO.

Top with double integrated sink completely in Moodlight 12 mm thick, with drain pipe fitting and open plug.


P.S. only for sink units from cm 37,5 H. In sink units cm 37,5 H it is only possible to use siphon art. MICRO and art. NANO.

Art. SEGNO90



+

Art. CR154 - CR254







TOP  
TOPS


Per conoscere i materiali consultare il Listino Prezzi o il sito Web.  
For materials please consult the Price List or the Website.

Per tutte le nostre collezioni |  
For all our collections

<i>h</i>	<i>p</i>	<i>l</i>	<i>art.</i>
<b>2</b>	<b>40</b>	<b>da   from 27 a   to 218,4</b>	<b>MR140</b>
	<b>47</b>		<b>MR147</b>
	<b>54</b>		<b>MR154</b>

Top in marmo spessore 20 mm.  
N.B: non è possibile l'inserimento sulla collezione PANTA REI.

Marble top 20 mm thick.  
P.s: it is not possible to insert on PANTA REI collection.







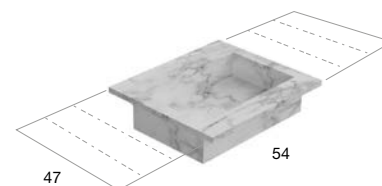
TOP  
TOPS

Per conoscere i materiali consultare il Listino Prezzi o il sito Web.  
For materials please consult the Price List or the Website.

Per tutte le nostre collezioni |  
For all our collections

<i>h</i>	<i>p</i>	<i>l</i>	<i>art.</i>
2	47	da   from 54 a   to 218,4	MR147+ COVO4754


Art. COVO4754




Per tutte le nostre collezioni |  
For all our collections

<i>h</i>	<i>p</i>	<i>l</i>	<i>art.</i>
2	47	da   from 72 a   to 218,4	MR147+ COVO4772

Art. COVO4772



Art. MR147



Top in marmo spessore 20 mm.  
N.B: non è possibile l'inserimento sulla collezione PANTA REI.

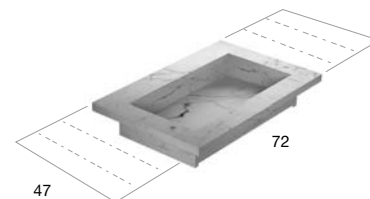
Marble top 20 mm thick.  
P.s: it is not possible to insert on PANTA REI collection.



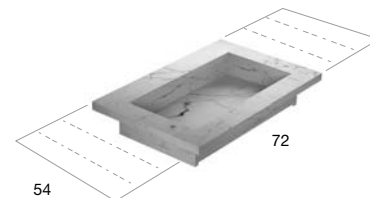


Per conoscere i materiali consultare il Listino Prezzi o il sito Web.  
 For materials please consult the Price List or the Website.

Art. MRSLOT247



Art. MRSLOT254



TOP  
TOPS


Per tutte le nostre collezioni |  
 For all our collections

<i>h</i>	<i>p</i>	<i>l</i>	<i>art.</i>
<b>2</b>	<b>47</b>	<b>da   from 144 a   to 306</b>	<b>MR147 + n° 2 MRSLOT247</b>
	<b>54</b>		<b>MR154 + n° 2 MRSLOT254</b>

Top con doppio lavabo integrato in marmo spessore 20 mm, con sistema di scarico predisposto per sifone.  
 N.B. solo per porta lavabi da H 37,5 cm. Nei porta lavabi H 37,5 è possibile inserire solo sifone art. MICRO e art. NANO.

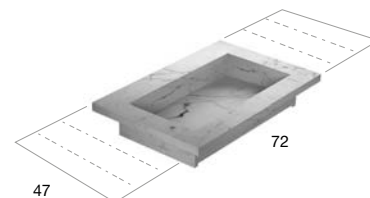
*Top with double integrated sink completely in marble 20 mm thick, with drain prepared for siphon.*  
*P.S. only for sink units from cm 37,5 H. In sink units cm 37,5 H it is only possible to use siphon art. MICRO and art. NANO.*

Art. MR147 - Art. MR154

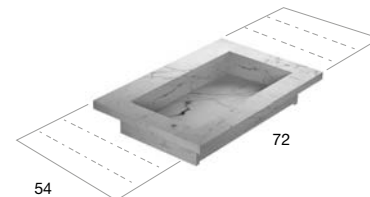


Per conoscere i materiali consultare il Listino Prezzi o il sito Web.  
 For materials please consult the Price List or the Website.

Art. MRSLOT47



Art. MRSLOT54




Per tutte le nostre collezioni |  
 For all our collections


<i>h</i>	<i>p</i>	<i>l</i>	<i>art.</i>
<b>3</b>	<b>47</b>	<b>da   from 144 a   to 306</b>	<b>MR347 + n° 2 MRSLOT47</b>
	<b>54</b>		<b>MR354 + n° 2 MRSLOT54</b>

Top con doppio lavabo integrato in marmo spessore 30 mm, con sistema di scarico predisposto per sifone.  
 N.B. solo per porta lavabi da H 37,5 cm. Nei porta lavabi H 37,5 è possibile inserire solo sifone art. MICRO e art. NANO.

*Top with double integrated sink completely in marble 30 mm thick, with drain prepared for siphon.*  
*P.S. only for sink units from cm 37,5 H. In sink units cm 37,5 H it is only possible to use siphon art. MICRO and art. NANO.*

Art. MR347 - Art. MR354





Per tutte le nostre collezioni |  
For all our collections

<i>h</i>	<i>p</i>	<i>l</i>	<i>art.</i>
<b>0,8</b>	<b>40</b>	<b>da   from 27 a   to 218,4</b>	<b>IT1</b>
	<b>47</b>		<b>IT5</b>
	<b>54</b>		<b>IT2</b>

Top in vetro lucido o acidato spessore 8 mm, verniciabile in tutti i colori del nostro campionario.

*Lacquered or acid glass top 8 mm thick, can be lacquered in all colors of our collection.*



TOP  
TOPS

Per tutte le nostre collezioni |  
For all our collections

<i>h</i>	<i>p</i>	<i>l</i>	<i>art.</i>
1,2	40	da   from 27 a   to 218,4	919
	47		947
	54		910


Per collezione | For collection

**PANTA REI**

<i>h</i>	<i>p</i>	<i>l</i>	<i>art.</i>
1,2	40	da   from 36 a   to 216	PT1
	47		PT9
	54		PT2

Top in vetro lucido o acidato spessore 12 mm, verniciabile in tutti i colori del nostro campionario.

Lacquered or acid glass top 12 mm thick, can be lacquered in all colors of our collection



# SOAP

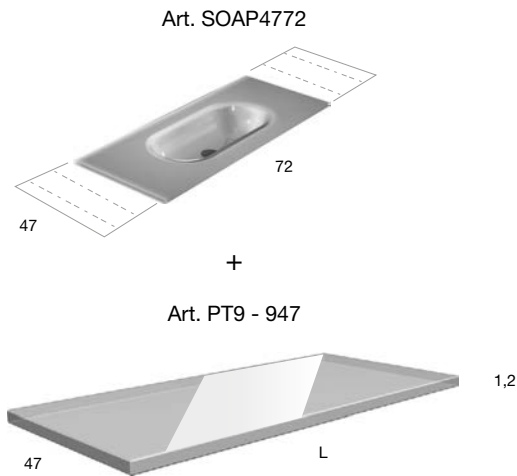
1996

design\_AL Studio



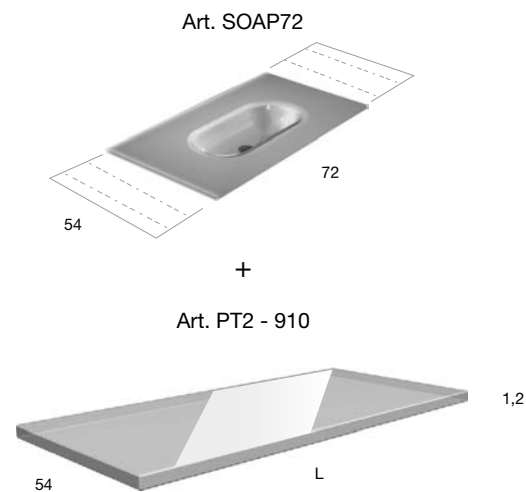
				Per tutte le nostre collezioni   For all our collections
<i>h</i>	<i>p</i>	<i>l</i>	<i>art.</i>	
1,2	47	da   from 72 a   to 218,4	947 + SOAP4772	

				Per collezione   For collection
				<b>PANTA REI</b>
<i>h</i>	<i>p</i>	<i>l</i>	<i>art.</i>	
1,2	47	da   from 72 a   to 216	PT9 + SOAP4772	



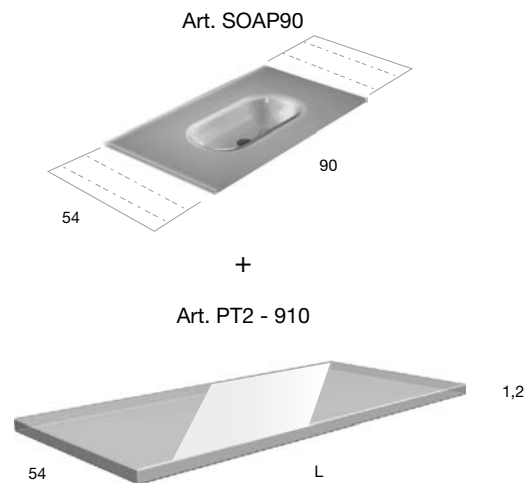
				Per tutte le nostre collezioni   For all our collections
<i>h</i>	<i>p</i>	<i>l</i>	<i>art.</i>	
1,2	54	da   from 72 a   to 218,4	910 + SOAP72	

				Per collezione   For collection
				<b>PANTA REI</b>
<i>h</i>	<i>p</i>	<i>l</i>	<i>art.</i>	
1,2	54	da   from 72 a   to 216	PT2 + SOAP72	



				Per tutte le nostre collezioni   For all our collections
<i>h</i>	<i>p</i>	<i>l</i>	<i>art.</i>	
1,2	54	da   from 90 a   to 218,4	910 + SOAP90	

				Per collezione   For collection
				<b>PANTA REI</b>
<i>h</i>	<i>p</i>	<i>l</i>	<i>art.</i>	
1,2	54	da   from 90 a   to 216	PT2 + SOAP90	




Top con lavabo integrato in vetro lucido o acidato spessore 12 mm, completo di piletta con scarico libero e raccordo per sifone. Verniciabile in tutti i colori del nostro campionario.

Top with integrated sink in laquered or acid glass 12 mm thick complete with drain pipe fitting and open plug. Can be lacquered in all colors of our collection.



top  
scatolati /  
suspended  
tops

TOP SCATOLATI  
SUSPENDED TOPS



**GUIDA PRATICA**  
PRACTICAL GUIDE

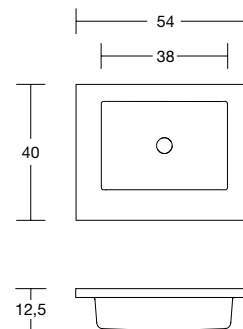
Al Top scatolato va aggiunto il lavabo integrato in base alle dimensioni desiderate.  
The integrated basin should be added to the boxy top according to the desired size.



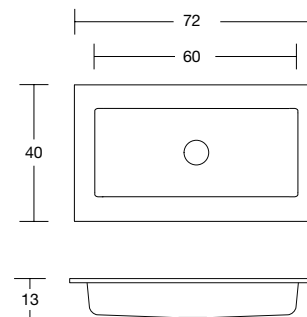
TOP

**PROF. 40 CM**  
40 CM DEEP

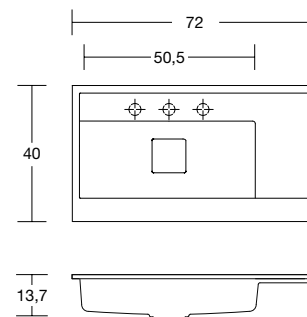
Art. NIDO454



Art. NIDO472



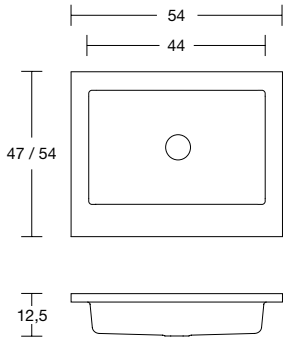
Art. GRAFFIO4072



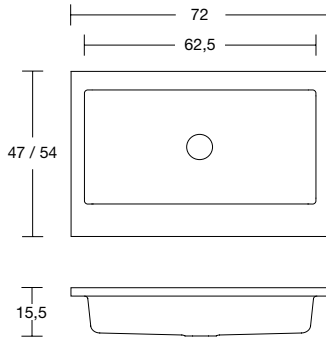


PROF. 47 / 54 CM  
47 / 54 CM DEEP

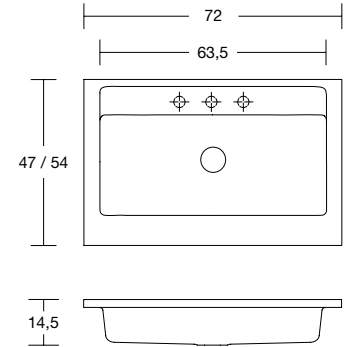
Art. NIDO54



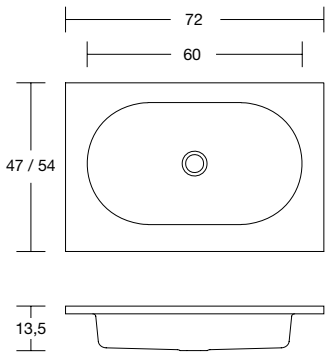
Art. NIDO72



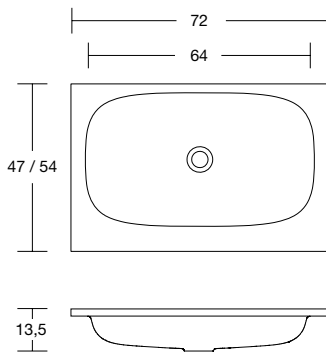
Art. BASICO47 / BASICO54



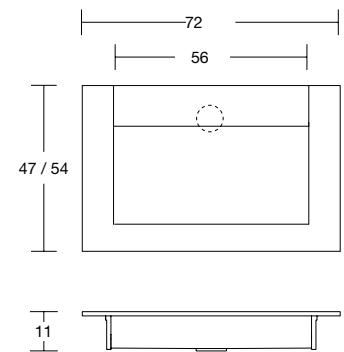
Art. ARENA



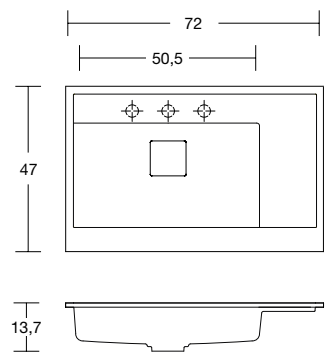
Art. NUVOLA



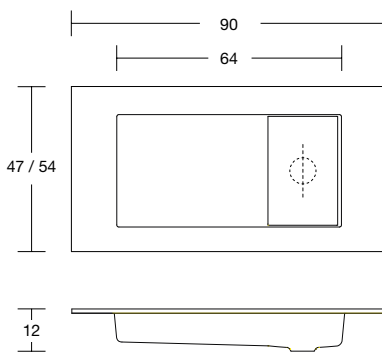
Art. OPENSLOTMOOD



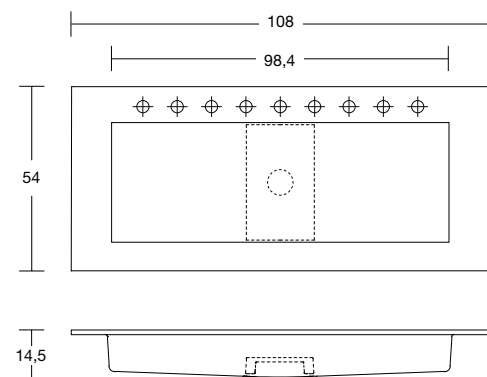
Art. GRAFFIO4772



Art. PODIO90



Art. PODIO108



TOP SCATOLATI  
SUSPENDED TOPS

**BCS**

2002

design\_Nevio Tellatin






TOP SCATOLATI  
SUSPENDED TOPS

<i>h</i>	<i>p</i>	<i>l</i>	<i>art.</i>
12,5	40	da   from 54 a   to 272,4	<b>BCS40</b>
	47		<b>BCS47</b>
	54		<b>BCS54</b>

Top scatolare in Flumood o Colormood, spessore 125 mm.

*Suspended Flumood or Colormood top, 125 mm thick.*



# ARENA

2013

design\_Nevio Tellatin



<i>h</i>	<i>p</i>	<i>l</i>			<i>art.</i>
12,5	47	da   from 72	a   to 272,4		BCS47 + ARENA47
	47	da   from 144	a   to 272,4		BCS47 + n° 2 ARENA47

Top con singolo o doppio lavabo integrato in Flumood o Colormood spessore 125 mm, completo di piletta con scarico libero, raccordo per sifone e troppopieno automatico invisibile.


*Top with single or double integrated sink in Flumood or Colormood 125 mm thick, with drain pipe fitting, open plug and automatic invisible overflow.*

Art. ARENA47



+

BCS47



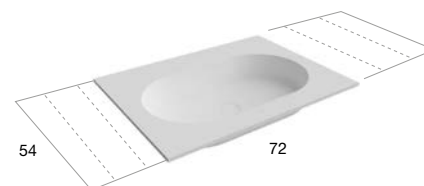
TOP SCATOLATI  
SUSPENDED TOPS

<i>h</i>	<i>p</i>	<i>l</i>			<i>art.</i>
12,5	54	da   from 72	a   to 272,4		BCS54 + ARENA54
	54	da   from 144	a   to 272,4		BCS54 + n° 2 ARENA54

Top con singolo o doppio lavabo integrato in Flumood o Colormood spessore 125 mm, completo di piletta con scarico libero, raccordo per sifone e troppopieno automatico invisibile.


*Top with single or double integrated sink in Flumood or Colormood 125 mm thick, with drain pipe fitting, open plug and automatic invisible overflow.*

Art. ARENA54



+

BCS54



**NUVOLA**

2015

design\_Nevio Tellatin





TOP SCATOLATI  
SUSPENDED TOPS

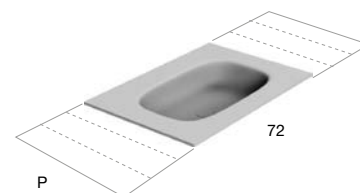
<i>h</i>	<i>p</i>	<i>l</i>	<i>art.</i>
12,5	47	da   from 72 a   to 272,4	<b>BCS47 + NUVOLA</b>
	54		<b>BCS54 + NUVOLA</b>

<i>h</i>	<i>p</i>	<i>l</i>	<i>art.</i>
12,5	47	da   from 144 a   to 272,4	<b>BCS47 + n° 2 NUVOLA</b>
	54		<b>BCS54 + n° 2 NUVOLA</b>

Top con singolo o doppio lavabo integrato in Flumood o Colormood spessore 125 mm, completo di piletta con scarico libero e raccordo per sifone.  
Optional: Troppopieno.


Top with single or double integrated sink in Flumood or Colormood 125 mm thick, complete with drain pipe fitting and open plug.  
Optional: Overflow.

Art. NUVOLA



+

Art. BCS47 - BCS54



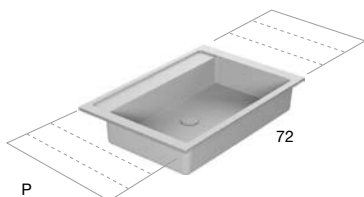
# BASICO

2015

design\_Nevio Tellatin




Art. BASICO47 - BASICO54



+

Art. BCS47 - BCS54



<i>h</i>	<i>p</i>	<i>l</i>	<i>art.</i>
12,5	47	da   from 72 a   to 272,4	<b>BCS47 + BASICO47</b>
	54		<b>BCS54 + BASICO54</b>

Top con lavabo integrato in Flumood o Colormood, spessore 125 mm, completo di piletta con scarico libero e raccordo per sifone.  
Optional: Troppopieno.

*Top with integrated sink in Flumood or Colormood 125 mm thick, complete with drain pipe fitting and open plug.  
Optional: Overflow.*





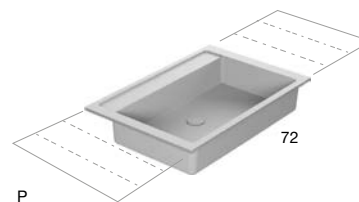
TOP SCATOLATI  
SUSPENDED TOPS

<i>h</i>	<i>p</i>	<i>l</i>	<i>art.</i>
12,5	47	da   from 144 a   to 272,4	BCS47 + n° 2 BASICO47
54			BCS54 + n° 2 BASICO54

Top con doppio lavabo integrato in Flumood o Colormood spessore 125 mm, completo di piletta con scarico libero e raccordo per sifone.  
Optional: Troppopieno.


Top with double integrated sink in Flumood or Colormood 125 mm thick, complete with drain pipe fitting and open plug.  
Optional: Overflow.

Art. BASICO47 - BASICO54



+

Art. BCS47 - BCS54



# NIDO

2015

design\_Nevio Tellatin





TOP SCATOLATI  
SUSPENDED TOPS

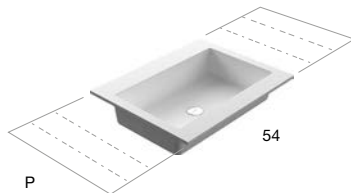


Art. PIANETTO1


OPTIONAL  
Pianetto copripiletta  
Cover plate



Art. NIDO54



Art. BCS47 - BCS54



<i>h</i>	<i>p</i>	<i>l</i>	<i>art.</i>
12,5	40	da   from 54 a   to 272,4	BCS40 + NIDO454
	40	da   from 108 a   to 272,4	BCS40 + n° 2 NIDO454

<i>h</i>	<i>p</i>	<i>l</i>	<i>art.</i>
12,5	47	da   from 54 a   to 272,4	BCS47 + NIDO54
	54		BCS54 + NIDO54

<i>h</i>	<i>p</i>	<i>l</i>	<i>art.</i>
12,5	47	da   from 108 a   to 272,4	BCS47 + n° 2 NIDO54
	54		BCS54 + n° 2 NIDO54

Top con singolo o doppio lavabo integrato in Flumood o Colormood spessore 125 mm, completo di piletta con scarico libero e raccordo per sifone.  
Optional: Troppopieno.

Top with single or double integrated sink in Flumood or Colormood 125 mm thick, complete with drain pipe fitting and open plug.  
Optional: Overflow.



TOP SCATOLATI  
SUSPENDED TOPS

<i>h</i>	<i>p</i>	<i>l</i>			<i>art.</i>
12,5	40	da   from 72	a   to 272,4		<b>BCS40 + NIDO472</b>
	40	da   from 144	a   to 272,4		<b>BCS40 + n° 2 NIDO472</b>

<i>h</i>	<i>p</i>	<i>l</i>			<i>art.</i>
12,5	47	da   from 72	a   to 272,4		<b>BCS47 + NIDO72</b>
	54				<b>BCS54 + NIDO72</b>


<i>h</i>	<i>p</i>	<i>l</i>			<i>art.</i>
12,5	47	da   from 144	a   to 272,4		<b>BCS47 + n° 2 NIDO72</b>
	54				<b>BCS54 + n° 2 NIDO72</b>

Top con singolo o doppio lavabo integrato in Flumood o Colormood spessore 125 mm, completo di piletta con scarico libero e raccordo per sifone.  
Optional: Troppopieno.

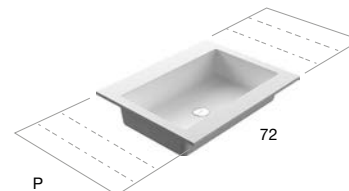
Top with single or double integrated sink in Flumood or Colormood 125 mm thick, complete with drain pipe fitting and open plug.  
Optional: Overflow.

OPTIONAL  
Pianetto copripiletta  
Cover plate

Art. PIANETTO2




Art. NIDO72



+

Art. BCS47 - BCS54



# GRAFFIO

2014

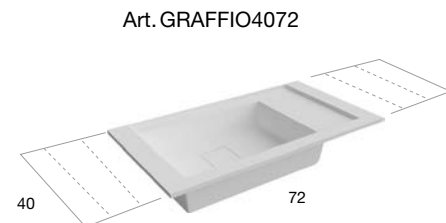
design\_Mario Ferrarini



<i>h</i>	<i>p</i>	<i>l</i>	<i>art.</i>
12,5	40	da   from 72 a   to 272,4	BCS40 + GRAFFIO4072


Top con lavabo integrato in Flumood o Colormood, spessore 125 mm completo di piletta con scarico libero e raccordo per sifone.

*Top with integrated sink in Flumood or Colormood, 125 mm thick, complete with drain pipe fitting and open plug.*



+

Art. BCS40

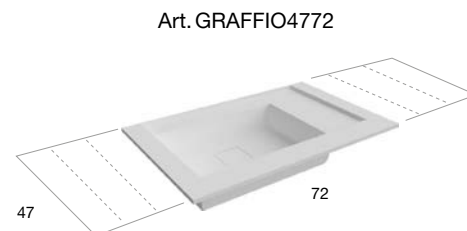


TOP SCATOLATI  
SUSPENDED TOPS

<i>h</i>	<i>p</i>	<i>l</i>	<i>art.</i>
12,5	47	da   from 72 a   to 272,4	BCS47 + GRAFFIO4772


Top con lavabo integrato in Flumood o Colormood, spessore 125 mm completo di piletta con scarico libero e raccordo per sifone.

*Top with integrated sink in Flumood or Colormood, 125 mm thick, complete with drain pipe fitting and open plug.*



+

Art. BCS47



**PODIO**


2015

design: Nevio Tella

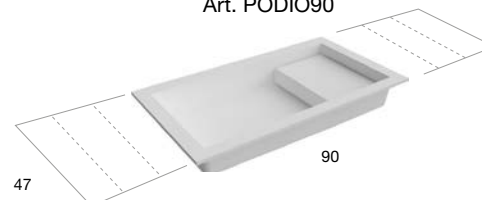


OPTIONAL  
Pianetto copripiletta  
Cover plate

Art. PIANETTO5




Art. PODIO90



+

Art. BCS47



<i>h</i>	<i>p</i>	<i>l</i>			<i>art.</i>
12,5	47	da   from 90	a   to 272,4		BCS47 + PODIO90

Top con lavabo integrato in Flumood o Colormood, spessore 125 mm completo di piletta con scarico libero e raccordo per sifone.  
Optional: Troppopieno.

*Top with integrated sink in Flumood or Colormood, 125 mm thick, complete with drain pipe fitting and open plug.*  
Optional: Overflow.

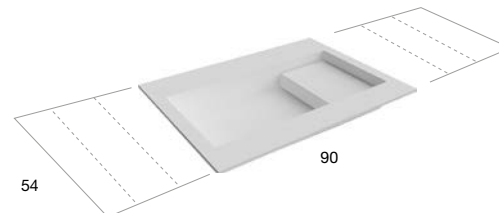
TOP SCATOLATI  
SUSPENDED TOPS

OPTIONAL  
Pianetto copripiletta  
Cover plate

Art. PIANETTO5




Art. PODIO90



+

Art. BCS54



<i>h</i>	<i>p</i>	<i>l</i>			<i>art.</i>
12,5	54	da   from 90	a   to 272,4		BCS54 + PODIO90

Top con lavabo integrato in Flumood o Colormood, spessore 125 mm completo di piletta con scarico libero e raccordo per sifone.  
Optional: Troppopieno.

*Top with integrated sink in Flumood or Colormood, 125 mm thick, complete with drain pipe fitting and open plug.*  
Optional: Overflow.

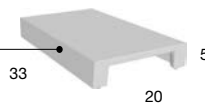




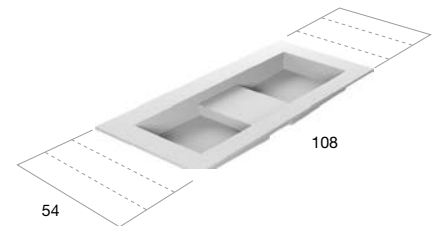
TOP SCATOLATI  
SUSPENDED TOPS

OPTIONAL  
Pianetto copripiletta  
Cover plate

Art. PIANETTO




Art. PODIO108



+

Art. BCS54



<i>h</i>	<i>p</i>	<i>l</i>			<i>art.</i>
12,5	54	da   from 108	a   to 272,4		<b>BCS54 + PODIO108</b>

Top con lavabo integrato in Flumood o Colormood, spessore 125 mm, completo di piletta con scarico libero e raccordo per sifone.  
Optional: Troppopieno.

Top with integrated sink in Flumood or Colormood, 125 mm thick complete with drain pipe fitting and open plug which may be wall mounted or used on furniture. Optional: Overflow.

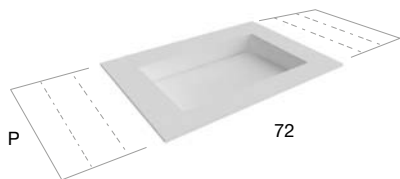
# OPENSLOTMOOD

2019

design\_Nevio Tellatin




Art. OSM47 - OSM54



+

Art. BCS47 - BCS54



<i>h</i>	<i>p</i>	<i>l</i>	<i>art.</i>
12,5	47	da   from 72 a   to 272,4	<b>BCS47 + OSM47</b>
	54		<b>BCS54 + OSM54</b>


Top con lavabo integrato in Flumood o Colormood, spessore 125 mm, completo di piletta con scarico libero e raccordo per sifone.

*Top with integrated sink in Flumood or Colormood, 125 mm thick complete with drain pipe fitting and open plug.*




TOP SCATOLATI  
SUSPENDED TOPS

Art. OSM47 - OSM54



+

Art. BCS47 - BCS54



<i>h</i>	<i>p</i>	<i>l</i>	<i>art.</i>
12,5	47	da   from 144 a   to 272,4	BCS47 + n° 2 OSM47
54			BCS54 + n° 2 OSM54

Top con doppio lavabo integrato in Flumood o Colormood, spessore 125 mm, completo di piletta con scarico libero e raccordo per sifone.

Top with double integrated sink in Flumood or Colormood, 125 mm thick complete with drain pipe fitting and open plug.

# SLOT

2002

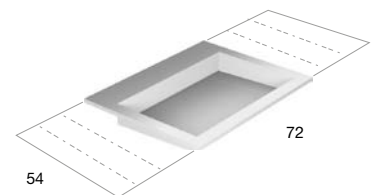
design\_Nevio Tellatin






TOP SCATOLATI  
SUSPENDED TOPS

Art. SLOT



+

Art. CRS15



<i>h</i>	<i>p</i>	<i>l</i>	<i>art.</i>
15	54	da   from 72 a   to 299,4	CRS15 + SLOT

Top con lavabo integrato in Moodlight spess. 150 mm, con sifone incorporato.

Top with integrated sink in Moodlight 150 mm thick with incorporated trap.



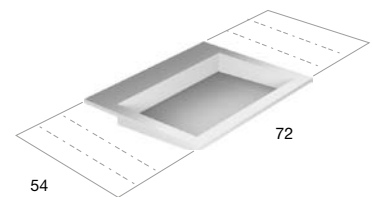
Atmos Light






TOP SCATOLATI  
SUSPENDED TOPS

Art. SLOT



+

Art. CRS15



<i>h</i>	<i>p</i>	<i>l</i>	<i>art.</i>
15	54	da   from 144 a   to 299,4	CRS15 + n° 2 SLOT

Top con doppio lavabo integrato in Moodlight, spess. 150 mm, con sifone incorporato.

Top with double integrated sinks completely in Moodlight 150 mm thick with incorporated trap.

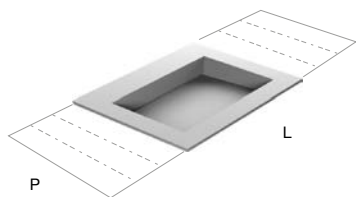
# MYSLOT

2010

design\_Nevio Tellatin




Art. MYSLOT472 - MYSLOT490 - MYSLOT72 - MYSLOT90



+

Art. CRS40 - CRS54



<i>h</i>	<i>p</i>	<i>l</i>	<i>art.</i>
12,5	40	da   from 72 a   to 299,4	CRS40 + MYSLOT472
	40	da   from 90 a   to 299,4	CRS40 + MYSLOT490

<i>h</i>	<i>p</i>	<i>l</i>	<i>art.</i>
12,5	54	da   from 72 a   to 299,4	CRS54 + MYSLOT72
	54	da   from 90 a   to 299,4	CRS54 + MYSLOT90

Top con lavabo integrato in Moodlight, spess. 125 mm con sistema di scarico predisposto per sifone.

Top with integrated sink completely in Moodlight 125 mm thick with drain prepared for siphon.



TOP SCATOLATI  
SUSPENDED TOPS

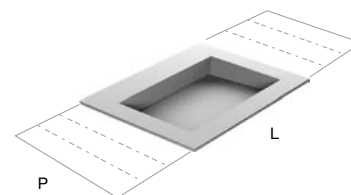
Art. MYSLOT472 - MYSLOT490 - MYSLOT72 - MYSLOT90

<i>h</i>	<i>p</i>	<i>l</i>			<i>art.</i>
12,5	40	da   from	144	a   to	299,4
					CRS40 + n° 2 MYSLOT472
	40	da   from	180	a   to	299,4
					CRS40 + n° 2 MYSLOT490


<i>h</i>	<i>p</i>	<i>l</i>			<i>art.</i>
12,5	54	da   from	144	a   to	299,4
					CRS54 + n° 2 MYSLOT72
	54	da   from	180	a   to	299,4
					CRS54 + n° 2 MYSLOT90

Top con doppio lavabo integrato in Moodlight, spess. 125 mm con sistema di scarico predisposto per sifone.

Top with double integrated sinks completely in Moodlight 125 mm thick with drain prepared for siphon.



Art. CRS40 - CRS54




# SEGNO

2015

design\_Nevio Tellatin




Art. SEGNO72 - SEGNO90



+

Art. CRS54



<i>h</i>	<i>p</i>	<i>l</i>			<i>art.</i>
<b>12,5</b>	<b>54</b>	<b>da   from 72</b>	<b>a   to 299,4</b>		<b>CRS54 + SEGNO72</b>
	<b>54</b>	<b>da   from 90</b>	<b>a   to 299,4</b>		<b>CRS54 + SEGNO90</b>

Top con lavabo integrato sopra piano o da parete in Moodlight spessore 125 mm, completo di piletta con scarico libero e raccordo per sifone.

Top with integrated sink completely in Moodlight 125 mm thick complete with drain pipe fitting and open plug.




TOP SCATOLATI  
SUSPENDED TOPS

Art. SEGNO72 - SEGNO90



Art. CRS54



<i>h</i>	<i>p</i>	<i>l</i>			<i>art.</i>
12,5	54	da   from 144	a   to 299,4		CRS54 + n° 2 SEGNO72
	54	da   from 180	a   to 299,4		CRS54 + n° 2 SEGNO90

Top con doppio lavabo integrato sopra piano o da parete in Moodlight spessore 125 mm, completo di piletta con scarico libero e raccordo per sifone.

Top with double integrated sink completely in Moodlight 125 mm thick complete with drain pipe fitting and open plug.

# OPENSLOT

2002


design\_Nevio Tellatin






TOP SCATOLATI  
SUSPENDED TOPS

Art. OPENSLOT72 - OPENSLOT90 - OPENSLOT108



+

Art. CRS54



<i>h</i>	<i>p</i>	<i>l</i>			<i>art.</i>
12,5	54	da   from 72	a   to 299,4		CRS54 + OPENSLOT72
	54	da   from 90	a   to 299,4		CRS54 + OPENSLOT90
	54	da   from 108	a   to 299,4		CRS54 + OPENSLOT108

Top con doppio lavabo integrato soprapiano o da parete in Moodlight spessore 125 mm, completo di piletta con scarico libero e raccordo per sifone.

Top with double integrated sink completely in Moodlight 125 mm thick complete with drain pipe fitting and open plug.

# PLANET

2023

design\_AL Studio







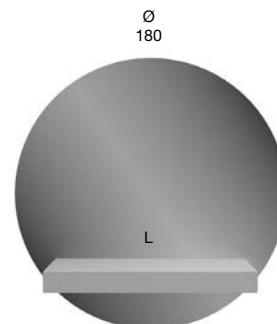
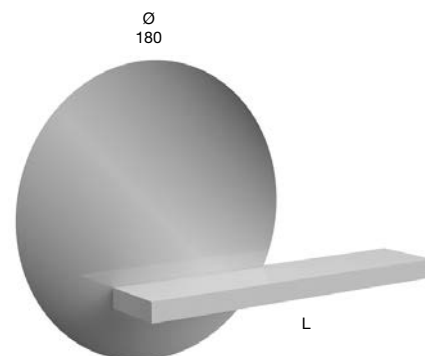
TOP SCATOLATI  
SUSPENDED TOPS

<i>p</i>	<i>l</i>	<i>art.</i>
47	da   from 144 a   to 270	PLANET47
54		PLANET54

<i>p</i>	<i>l</i>	<i>art.</i>
47	108   120   126	PLANET147
54		PLANET154

Specchio spess. 5 mm a filo lucido con telaio e illuminazione a led luce bianca. Completo di top scatolare dx, sx o centrale in Flumood Bianco, Colormood o essenza legno, sifone NANO cromo lucido e staffe di sostegno.

Polished edge mirror 5 mm thick complete with frame and white led lighting. Complete with right, left or central boxy top in Flumood, Colormood or wood essence, polished chrome NANO siphon and support brackets.



# MEZZOPLANET

2023

design\_AL Studio



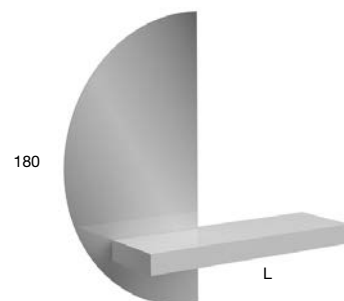


TOP SCATOLATI  
SUSPENDED TOPS

<i>p</i>	<i>l</i>	<i>art.</i>
47	da   from 90 a   to 270	MEZZOP47
54		MEZZOP54

Specchio spess. 5 mm a filo lucido con telaio e illuminazione a led luce bianca. Completo di top scatolare dx o sx in Flumood Bianco, Colormood o essenza legno, sifone NANO cromo lucido e staffe di sostegno.

*Polished edge mirror 5 mm thick complete with frame and white led lighting. Complete with right or left boxy top in Flumood, Colormood or wood essence, polished chrome NANO siphon and support brackets.*



# BANCO

2003

design\_AL Studio





ROVERE THERMO

TOP SCATOLATI  
SUSPENDED TOPS


I top scatolati sono realizzati con multistrato di betulla finlandese ad incollaggio fenolico con impiallacciatura in essenza di legno come da nostro campionario.

Boxy tops are made of Finnish Birch plywood with phenolic adhesives veneered in wood essence as per our samples.

<i>h</i>	<i>p</i>	<i>l</i>	<i>art.</i>
12,5	40	da   from 54 a   to 270	BANCO140
	47		BANCO147
	54		BANCO154

Top scatolare in legno spessore 125 mm.

Suspended wood top, 125 mm thick.



# TARSIA

2019

design\_AL Studio






TOP SCATOLATI  
SUSPENDED TOPS

<i>h</i>	<i>p</i>	<i>l</i>	<i>art.</i>
8	40	da   from 54 a   to 299,4	TARSIA140
	47		TARSIA147
	54		TARSIA154

Top scatolare in legno spessore 80 mm.

Suspended wood top, 80 mm thick.









TOP SCATOLATI  
SUSPENDED TOPS

<i>h</i>	<i>p</i>	<i>l</i>	<i>art.</i>
<b>8</b>	<b>40</b>	<b>da   from 54 a   to 272,4</b>	<b>BCS8_40</b>
	<b>47</b>		<b>BCS8_47</b>
	<b>54</b>		<b>BCS8_54</b>


Top scatolare in Flumood o Colormood, spessore 80 mm.  
N.B: non è possibile l'inserimento di lavabi.

*Suspended Flumood or Colormood top, 80 mm thick.  
P.s: it is not possible to insert sinks.*





specchi  
e illuminazione /  
mirrors  
and lighting

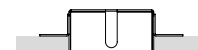


# SCRIGNO

2019

design\_AL Studio






<i>p</i>	<i>h</i>	<i>l</i>	<i>art.</i>
<b>3</b>	<b>9</b>	<b>5,5</b>	<b>SCRIGNO</b>

Lampada da incasso a parete in alluminio con illuminazione a led e trasformatore completa di interruttore integrato.

*Lamp to be encased in the wall in aluminum with led lighting and transformer complete with integrated switch.*




# CURVA

2024

design AL Studio





SPECCHI E ILLUMINAZIONE  
MIRRORS AND LIGHTING








Illuminazione a LED 4000 K. Su richiesta illuminazione a LED 3000 K senza maggiorazione di prezzo.

LED lighting 4000 K. Upon request LED lighting 3000 K available without additional surcharge.

- Interruttore touch dimmerabile  
- dimmable touch switch




SPECCHIE ILLUMINAZIONE  
MIRRORS AND LIGHTING

<i>p</i>	<i>l</i>	<i>h</i>	<i>art.</i>
<b>3</b>	<b>da   from 72 a   to 216</b>	<b>75</b>	<b>CURVA75W</b>
		<b>90</b>	<b>CURVA90W</b>

Specchio retroilluminato spess. 4 mm a filo lucido con cornice in alluminio verniciato gofrato o seta come da nostro campionario colori. Completo di trasformatore e di interruttore touch dimmerabile.

4 mm thick backlit mirror with polished edge and embossed or silk lacquered aluminum frame as per our color chart. Complete with transformer and dimmable touch switch.




# NASTRO

2022

design\_AL Studio





Illuminazione a LED 4000 K. Su richiesta illuminazione a LED 3000 K senza maggiorazione di prezzo.

LED lighting 4000 K. Upon request LED lighting 3000 K available without additional surcharge.

<i>p</i>	<i>l</i>	<i>h</i>	<i>art.</i>
4,5	da   from 72 a   to 216	75	NASTRO75W

Specchio spess. 4 mm a filo lucido con cornice in alluminio e doppia illuminazione a led luce bianca, completo di trasformatore e di interruttore touch dimmerabile. Telaio bianco o nero opaco, verniciato gofrato o seta come da nostra cartella colori.

Polished edge mirror 4 mm thick with aluminum frame and double white led lighting complete with transformer and dimmable touch switch. White or black frame, embossed or silk lacquered as per our colour samples.



# GEMMA

2024

design\_AL Studio






SPECCHIE ILLUMINAZIONE  
MIRRORS AND LIGHTING

<i>p</i>	<i>h</i>	<i>l</i>	<i>art.</i>
2,5	27	27	<b>GEMMA</b>

Specchio spess. 5 mm a filo lucido completo di telaio smussato nero.

*Polished edge 5 mm thick mirror complete with black beveled frame.*



# CODICE

2024

design\_Nevio Tellatin



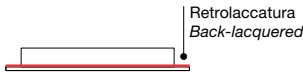



SPECCHI E ILLUMINAZIONE  
MIRRORS AND LIGHTING





Art. CODICE5454



54

54

Retrolaccatura  
Back-lacquered

Art. CODICE5490



90

54


Retrolaccatura  
Back-lacquered

<i>p</i>	<i>h</i>	<i>l</i>	<i>art.</i>
<b>3</b>	<b>54</b>	<b>54</b>	<b>CODICE5454</b>
		<b>90</b>	<b>CODICE5490</b>

Specchio sp. 5 mm a filo lucido retrolaccato come da nostro campionario colori, con telaio nero.

*Polished edge mirror 5 mm thick back-lacquered as per our color chart, with black frame.*


Art. CODICE7272



72

72

Art. CODICE5472



72

54

<i>p</i>	<i>h</i>	<i>l</i>	<i>art.</i>
<b>2</b>	<b>72</b>	<b>72</b>	<b>CODICE7272</b>
	<b>54</b>	<b>72</b>	<b>CODICE5472</b>

Specchio sp. 5 mm a filo lucido con telaio nero.

*Polished edge mirror 5 mm thick with black frame.*

# BOLLA

2016

design\_AL Studio



Ø	art.
6	<b>BOLLA6</b>
8	<b>BOLLA</b>

Lampada a led da specchio in vetro pyrex con supporto in alluminio, completa di lampada e trasformatore. Temperatura di colore da 3000 K a 4000 K.


*Led lamp in pyrex glass with aluminum support, complete with bulb and transformer. Color temperature from 3000 K to 4000 K.*



Ø	art.
8	<b>BOLLA2</b>

Coppia di lampade a led da specchio in vetro pyrex con supporto in alluminio, complete di lampada e trasformatore. Temperatura di colore da 3000 K a 4000 K.

*Pair of led lamps in pyrex glass with aluminum support, complete with bulb and transformer. Color temperature from 3000 K to 4000 K.*



Ø	art.
12	<b>BOLLA1</b>

Lampada a led da specchio e da parete in vetro pyrex con supporto in alluminio completa di lampada. Temperatura di colore da 3000 K a 4000 K.

*Mirror or wall led lamp in pyrex glass with aluminum support, complete with bulb. Color temperature from 3000 K to 4000 K.*



# LUCENTINA

2020

design\_AL Studio





Per mercato USA e Canada  
For US and Canadian markets

<i>p</i>	<i>h</i>	<i>l</i>	<i>art.</i>	<i>art.</i>	
1,1	1,9	36	LUCENTINA36	LUCENTINAS36	7 W
		45	LUCENTINA45	LUCENTINAS45	8 W
		54	LUCENTINA54	LUCENTINAS54	10 W
		63	LUCENTINA63	LUCENTINAS63	12 W
		72	LUCENTINA72	LUCENTINAS72	14 W
		81	LUCENTINA81	LUCENTINAS81	16 W
		90	LUCENTINA90	LUCENTINAS90	17 W
		99	LUCENTINA99	LUCENTINAS99	20 W
		108	LUCENTINA108	LUCENTINAS108	21 W
		117	LUCENTINA117	LUCENTINAS117	23 W
		126	LUCENTINA126	LUCENTINAS126	25 W
		135	LUCENTINA135	LUCENTINAS135	26 W
		144	LUCENTINA144	LUCENTINAS144	28 W
		153	LUCENTINA153	LUCENTINAS153	30 W
		162	LUCENTINA162	LUCENTINAS162	32 W
		171	LUCENTINA171	LUCENTINAS171	34 W
		180	LUCENTINA180	LUCENTINAS180	35 W
		189	LUCENTINA189	LUCENTINAS189	37 W
		198	LUCENTINA198	LUCENTINAS198	39 W
		207	LUCENTINA207	LUCENTINAS207	41 W
		216	LUCENTINA216	LUCENTINAS216	43 W

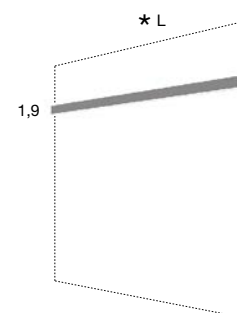
Lampada in alluminio verniciato nero con illuminazione a led diretta e indiretta. Illuminazione a LED 4000 K. Su richiesta illuminazione a LED 3000 K senza maggiorazione di prezzo.

Black lacquered aluminum lamp with direct and indirect led lighting. LED lighting 4000 K. Upon request LED lighting 3000 K available without additional surcharge.

Compatibile solo con specchiere NEUTRO, NEUTROLED, NEUTROKIT, FLASH e VARIO. Per applicazione su specchi NEUTROLED e VARIO, occorre inserirla ad una distanza minima dal bordo superiore di 9 cm. Per specchiere H 50 cm non è possibile l'installazione.

Compatible only with NEUTRO, NEUTROLED, NEUTROKIT, FLASH and VARIO mirrors. For an application on NEUTROLED and VARIO mirrors it must be installed at a minimum distance from the upper border of 9 cm. For mirrors H 50 cm it cannot be installed.

\* Misure standard / Standard measures



# LUCENTE

2017

design\_AL Studio





Per mercato USA e Canada  
For US and Canadian markets

<i>p</i>	<i>h</i>	<i>l</i>	<i>art.</i>	<i>art.</i>	
4,5	9	45	LUCENTE45	LUCENTES45	12,96W
		54	LUCENTE54	LUCENTES54	15,55 W
		63	LUCENTE63	LUCENTES63	18,14 W
		72	LUCENTE72	LUCENTES72	20,75 W
		81	LUCENTE81	LUCENTES81	23,35 W
		90	LUCENTE90	LUCENTES90	25,95 W
		99	LUCENTE99	LUCENTES99	28,54 W
		108	LUCENTE108	LUCENTES108	31,14 W
		117	LUCENTE117	LUCENTES117	33,73 W
		126	LUCENTE126	LUCENTES126	36,32 W
		135	LUCENTE135	LUCENTES135	38,92 W
		144	LUCENTE144	LUCENTES144	41,51 W
		153	LUCENTE153	LUCENTES153	44,10 W
		162	LUCENTE162	LUCENTES162	46,70 W
		171	LUCENTE171	LUCENTES171	49,29 W
		180	LUCENTE180	LUCENTES180	51,89 W
		189	LUCENTE189	LUCENTES189	54,48 W
		198	LUCENTE198	LUCENTES198	57,08 W
		207	LUCENTE207	LUCENTES207	59,67 W
		216	LUCENTE216	LUCENTES216	62,27 W

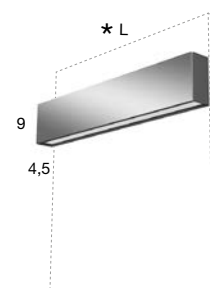
Lampada in alluminio verniciato nero con illuminazione a led diretta e indiretta, cover in vetro argentato. Illuminazione a LED 4000 K. Su richiesta illuminazione a LED 3000 K senza maggiorazione di prezzo.

Black lacquered aluminum lamp with direct and indirect led-lighting, cover in silvered glass. LED lighting 4000 K. Upon request LED lighting 3000 K available without additional surcharge.

Compatibile solo con specchiere NEUTRO, NEUTROLED e VARIO. Per applicazione su specchi NEUTROLED e VARIO, occorre inserirla ad una distanza minima dal bordo superiore di 9 cm. Per specchiere H 50 cm non è possibile l'installazione.

Compatible only with NEUTRO, NEUTROLED and VARIO mirrors. For an application on NEUTROLED and VARIO mirrors it must be installed at a minimum distance from the upper border of 9 cm. For mirrors H 50 cm it cannot be installed.

\* Misure standard / Standard measures





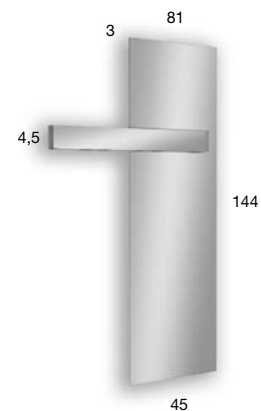
illuminazione a LED 4000 K. Su richiesta illuminazione a LED 3000 K senza maggiorazione di prezzo.

LED lighting 4000 K. Upon request LED lighting 3000 K available without additional surcharge.

<i>h</i>	<i>l</i>	<i>art.</i>
<b>144</b>	<b>81</b>	<b>NEULUCE1</b>

Specchio spess. 5 mm a filo lucido con illuminazione a led luce bianca, completo di telaio e lampada LUCENTE versione dx o sx.

Polished edge mirror 5 mm thick with white led lighting complete with frame and lamp LUCENTE, right or left hand version.



Versione Sx | Left Version





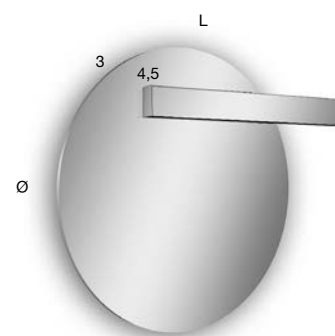
Illuminazione a LED 4000 K. Su richiesta illuminazione a LED 3000 K senza maggiorazione di prezzo.

LED lighting 4000 K. Upon request LED lighting 3000 K available without additional surcharge.

Ø	l	art.
72	85,5	CIRCUS172W
90	112,5	CIRCUS190W
108	135	CIRCUS1108W

Specchio spess. 5 mm a filo lucido con illuminazione a led luce bianca, completo di telaio e lampada LUCENTE versione dx o sx.

Polished edge mirror 5 mm thick with white led lighting, complete with frame and lamp art. LUCENTE, right or left hand version.



Versione Dx | Right Version

# CIRCUS SUNRISE

2019

design\_AL Studio






Illuminazione a LED 4000 K. Su richiesta illuminazione a LED 3000 K senza maggiorazione di prezzo.

*LED lighting 4000 K. Upon request LED lighting 3000 K available without additional surcharge.*

<i>p</i>	<i>Ø</i>	<i>art.</i>	<i>art.</i>
<b>3</b>	<b>180</b>	<b>CIRCUS180</b>	<b>CIRCUS180W</b> Con illuminazione a led   <i>With led lighting</i>
	<b>200</b>	<b>CIRCUS200</b>	<b>CIRCUS200W</b> Con illuminazione a led   <i>With led lighting</i>

Specchio spess. 5 mm a filo lucido con o senza illuminazione a led luce bianca, completo di telaio.

*Polished edge mirror 5 mm thick with or without white led lighting, complete with frame.*



# CIRCUS

2019

design\_AL Studio





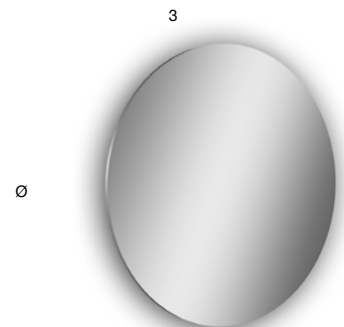
Illuminazione a LED 4000 K. Su richiesta illuminazione a LED 3000 K senza maggiorazione di prezzo.

LED lighting 4000 K. Upon request LED lighting 3000 K available without additional surcharge.

<i>p</i>	<i>Ø</i>	<i>art.</i>	<i>art.</i>
<b>3</b>	<b>72</b>	<b>CIRCUS72</b>	<b>CIRCUS72W</b> Con illuminazione a led   <i>With led lighting</i>
	<b>90</b>	<b>CIRCUS90</b>	<b>CIRCUS90W</b> Con illuminazione a led   <i>With led lighting</i>
	<b>108</b>	<b>CIRCUS108</b>	<b>CIRCUS108W</b> Con illuminazione a led   <i>With led lighting</i>
	<b>120</b>	<b>CIRCUS120</b>	<b>CIRCUS120W</b> Con illuminazione a led   <i>With led lighting</i>
	<b>140</b>	<b>CIRCUS140</b>	<b>CIRCUS140W</b> Con illuminazione a led   <i>With led lighting</i>

Specchio spess. 5 mm a filo lucido con o senza illuminazione a led luce bianca, completo di telaio.

Polished edge mirror 5 mm thick with or without white led lighting, complete with frame.



# ALBORE

2019

design\_AL Studio






Illuminazione a LED 4000 K. Su richiesta illuminazione a LED 3000 K senza maggiorazione di prezzo.

*LED lighting 4000 K. Upon request LED lighting 3000 K available without additional surcharge.*

<i>p</i>	<i>Ø</i>	<i>art.</i>
<b>3</b>	<b>72</b>	<b>ALBORE72W</b> Con illuminazione a led   <i>With led lighting</i>
	<b>90</b>	<b>ALBORE90W</b> Con illuminazione a led   <i>With led lighting</i>
	<b>108</b>	<b>ALBORE108W</b> Con illuminazione a led   <i>With led lighting</i>
	<b>120</b>	<b>ALBORE120W</b> Con illuminazione a led   <i>With led lighting</i>
	<b>140</b>	<b>ALBORE140W</b> Con illuminazione a led   <i>With led lighting</i>

Specchio spess. 5 mm a filo lucido con illuminazione a led luce bianca, completo di telaio.

*Polished edge mirror 5 mm thick with white led lighting, complete with frame.*




# SUPERLUNA

2020

design\_Gumdesign







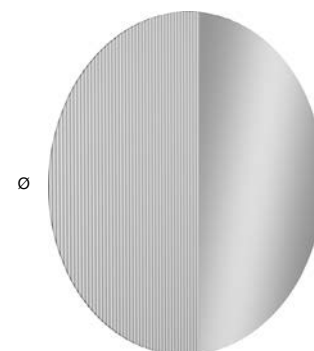
Illuminazione a LED 4000 K. Su richiesta illuminazione a LED 3000 K senza maggiorazione di prezzo.

*LED lighting 4000 K. Upon request LED lighting 3000 K available without additional surcharge.*

Ø	art.
90	<b>SUPERLUNA90W</b>
108	<b>SUPERLUNA108W</b>
120	<b>SUPERLUNA120W</b>
140	<b>SUPERLUNA140W</b>

Specchio spess. 4 mm a filo lucido con inserto in vetro cannettato, illuminazione a led luce bianca completo di telaio.

*Polished edge mirror 4 mm thick with ribbed glass insert, white led lighting complete with back frame.*



Versione Sx | Left Version

# SPICCHIO

2019

design\_AL Studio





Illuminazione a LED 4000 K. Su richiesta illuminazione a LED 3000 K senza maggiorazione di prezzo.

LED lighting 4000 K. Upon request LED lighting 3000 K available without additional surcharge.

<i>p</i>	<i>h</i>	<i>l</i>	<i>art.</i>	<i>art.</i>
<b>3</b>	<b>90</b>	<b>45</b>	<b>SPICCHIO90</b>	<b>SPICCHIO90W</b> Con illuminazione a led   <i>With led lighting</i>
	<b>108</b>	<b>54</b>	<b>SPICCHIO108</b>	<b>SPICCHIO108W</b> Con illuminazione a led   <i>With led lighting</i>
	<b>120</b>	<b>60</b>	<b>SPICCHIO120</b>	<b>SPICCHIO120W</b> Con illuminazione a led   <i>With led lighting</i>
	<b>140</b>	<b>70</b>	<b>SPICCHIO140</b>	<b>SPICCHIO140W</b> Con illuminazione a led   <i>With led lighting</i>
	<b>180</b>	<b>90</b>	<b>SPICCHIO180</b>	<b>SPICCHIO180W</b> Con illuminazione a led   <i>With led lighting</i>

Specchio dx o sx reversibile spess. 5 mm a filo lucido con o senza illuminazione a led luce bianca, completo di telaio.

*Reversible right- or left-hand polished edge mirror 5 mm thick with or without white led lighting, complete with frame.*



# FOCUS

2018

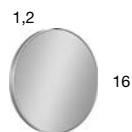
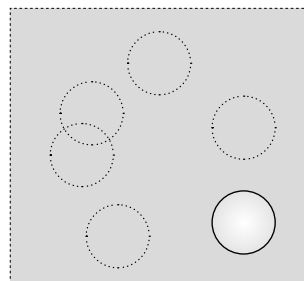
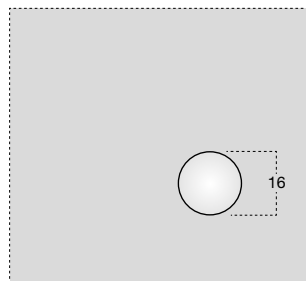
design\_AL Studio



Compatibile solo con specchiere.

Compatible only with mirrors.

**NEUTRO / NEUTROLED / VARIO / ORMA / VERTICE / FILA / FLASH / SPIO650W / SPIO675W / SPIO150W / SPIO175W / SPIO750W / SPIO775W / SPIO1 / SPIO2 / SPIO3 / SPIO4 / BESPOKE**



620

<i>h</i>	<i>art.</i>
50	<b>FOCUS50</b>
75	<b>FOCUS75</b>
90	<b>FOCUS90</b>
100	<b>FOCUS100</b>
110	<b>FOCUS110</b>

Ingranditore 2x completo di piastra magnetica, per specchi.

*Magnifying mirror 2x complete with magnetic plate for mirrors.*

<i>p</i>	<i>ø</i>	<i>art.</i>
1,2	16	<b>FOCUS</b>

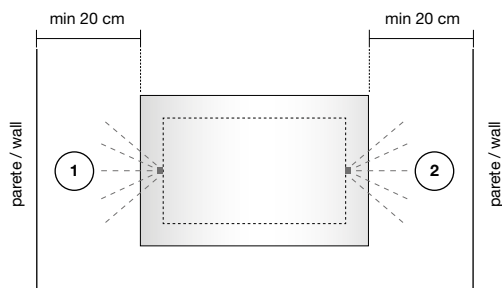
Secondo ingranditore 2x.

*Second magnifying mirror 2x.*

Compatibile solo con specchiere.

Compatible only with mirrors.

NEUTROLED / NEUTROKIT / VARIO / ORMA



art.  
**MAGIC**

Interruttore di comando accensione a infrarossi per specchiere.  
I numeri cerchiati indicano le diverse possibilità di posizionamento dell'interruttore.

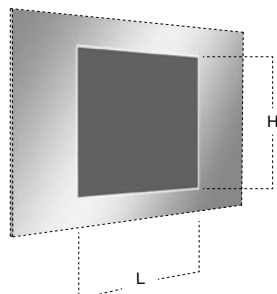
*Infrared lighting control device for mirrors.  
The circled numbers indicate the different switch positions.*



In base alla dimensione dello specchio ordinare n°1 Art. PIASTRA corrispondente. Vedi la seguente tabella.

*Based upon the measurement of mirror order n°1 Art. PIASTRA. See the following chart.*

	L 54	63	72	81	90	99	108	117	126	135	144	153	162	171	180	189	198	207	216	
H	Art. PIASTRA																			
50	---	3	3	3	3	1	1	1	1	1	1	1	1	1	1	1	1	1	1	
75	3	3	3	3	3	1	1	1	1	1	1	2	2	2	2	2	2	2	2	
90	3	3	3	3	3	1	1	1	1	1	1	2	2	2	2	2	2	2	2	
100	1	1	1	1	1	1	1	1	1	1	1	2	2	2	2	2	2	2	2	
110	1	1	1	2	2	2	2	2	2	2	2	2	2	2	2	2	2	2	2	



Compatibile solo con specchiere.


Compatible only with mirrors.

NEUTRO / NEUTROLED / VARIO / ORMA  
/ VERTICE / FILA / FLASH

h	l		art.
28	41	24W	1 PIASTRA1
41	70	60W	2 PIASTRA2
28	28	16W	3 PIASTRA3

Sistema riscaldante antiappannamento posizionato al centro per specchiere.

*Anti-fog heating system centered on mirrors.*



# VARIO

2016

design\_AL Studio





Illuminazione a LED 4000 K. Su richiesta illuminazione a LED 3000 K senza maggiorazione di prezzo.

LED lighting 4000 K. Upon request LED lighting 3000 K available without additional surcharge.


**\* Misure standard / Standard measures**

54 - 63 - 72 - 81 - 90 - 99 - 108 - 117 - 126 - 135 - 144 - 153 - 162 - 171 - 180 - 189 - 198 - 207 - 216

<i>p</i>	<i>l</i>	<i>h</i>	<i>art.</i>
3	*	50	<b>VARIO50W</b>
		75	<b>VARIO75W</b>
		90	<b>VARIO90W</b>
		100	<b>VARIO100W</b>
		110	<b>VARIO110W</b>

Specchio spess. 4 mm a filo lucido con illuminazione a led, luce bianca completo di telaio.

Polished edge mirror 4 mm thick with white led lighting and frame.



# ORMA

2017

design\_AL Studio







Illuminazione a LED 4000 K. Su richiesta illuminazione a LED 3000 K senza maggiorazione di prezzo.

LED lighting 4000 K. Upon request LED lighting 3000 K available without additional surcharge.


**\* Misure standard / Standard measures**

54 - 63 - 72 - 81 - 90 - 99 - 108 - 117 - 126 - 135 - 144 - 153 - 162 - 171 - 180 - 189 - 198 - 207 - 216

<i>p</i>	<i>l</i>	<i>h</i>	<i>art.</i>
<b>3</b>	<b>*</b>	<b>50</b>	<b>ORMA50W</b>
		<b>75</b>	<b>ORMA75W</b>
		<b>90</b>	<b>ORMA90W</b>
		<b>110</b>	<b>ORMA110W</b>

Specchio spess. 4 mm a filo lucido con angoli stondati e illuminazione a led luce bianca, completo di telaio.


Polished edge mirror 4 mm thick with rounded corners and white led lighting, with frame.



# NEUTRO

2006

design\_AL Studio



<i>p</i>	<i>l</i>	<i>h</i>	<i>art.</i>
<b>3</b>	<b>da   from 54 a   to 216</b>	<b>50</b>	<b>NEUTRO50</b>
		<b>75</b>	<b>NEUTRO75</b>
		<b>90</b>	<b>NEUTRO90</b>
		<b>100</b>	<b>NEUTRO100</b>
		<b>110</b>	<b>NEUTRO110</b>

Specchio spess. 5 mm a filo lucido orizzontale o verticale, completo di telaio nero.

*Polished edge mirror 5 mm thick mounted horizontally or vertically, complete with black frame.*




illuminazione a LED 4000 K. Su richiesta illuminazione a LED 3000 K senza maggiorazione di prezzo.

LED lighting 4000 K. Upon request LED lighting 3000 K available without additional surcharge.

<i>p</i>	<i>l</i>	<i>h</i>	<i>art.</i>
<b>3</b>	<b>da   from 54 a   to 216</b>	<b>50</b>	<b>NEUTROLED50W</b>
		<b>75</b>	<b>NEUTROLED75W</b>
		<b>90</b>	<b>NEUTROLED90W</b>
		<b>100</b>	<b>NEUTROLED100W</b>
		<b>110</b>	<b>NEUTROLED110W</b>
		<b>125</b>	<b>NEUTROLED125W</b>
		<b>142</b>	<b>NEUTROLED142W</b>

Specchio spess. 5 mm a filo lucido orizzontale o verticale con illuminazione a led luce bianca, completo di telaio.

Polished edge mirror 5 mm thick mounted horizontally or vertically with white led lighting complete with frame.







Illuminazione a LED 4000 K. Su richiesta illuminazione a LED 3000 K senza maggiorazione di prezzo.

*LED lighting 4000 K. Upon request LED lighting 3000 K available without additional surcharge.*

<i>p</i>	<i>l</i>	<i>h</i>	<i>art.</i>
<b>3</b>	<b>45</b>	<b>144</b>	<b>NEUTRO1144W45</b>
	<b>45</b>	<b>180</b>	<b>NEUTRO1180W45</b>

Specchio spess. 5 mm a filo lucido con illuminazione a led luce bianca, completo di telaio.

*Polished edge mirror 5 mm thick with white led lighting, complete with frame.*



# NEUTROLED / NEUTROKIT

2006


design\_AL Studio



illuminazione a LED 4000 K. Su richiesta illuminazione a LED 3000 K senza maggiorazione di prezzo.

LED lighting 4000 K. Upon request LED lighting 3000 K available without additional surcharge.

Art. NEUTRO210W54 /  
NEUTRO210W72 / NEUTRO210W90



L

Art. NTKIT210W54 /  
NTKIT210W72 / NTKIT210W90



L

<i>p</i>	<i>l</i>	<i>h</i>	<i>art.</i>
<b>3</b>	<b>54</b>	<b>210</b>	<b>NEUTRO210W54</b>
	<b>72</b>	<b>210</b>	<b>NEUTRO210W72</b>
	<b>90</b>	<b>210</b>	<b>NEUTRO210W90</b>

Specchio spess. 5 mm a filo lucido con illuminazione a led luce bianca, completo di telaio.

*Polished edge mirror 5 mm thick with white led lighting, complete with frame.*

<i>p</i>	<i>l</i>	<i>h</i>	<i>art.</i>
<b>3</b>	<b>54</b>	<b>210</b>	<b>NTKIT210W54</b>
	<b>72</b>	<b>210</b>	<b>NTKIT210W72</b>
	<b>90</b>	<b>210</b>	<b>NTKIT210W90</b>

Specchio spess. 5 mm a filo lucido con illuminazione a led luce bianca, completo di telaio predisposto per corpo ad incasso Art. IN201.

*Polished edge mirror 5 mm thick complete with frame and white led lighting prepared for concealed valve Art. IN201.*




Illuminazione a LED 4000 K. Su richiesta illuminazione a LED 3000 K senza maggiorazione di prezzo.

LED lighting 4000 K. Upon request LED lighting 3000 K available without additional surcharge.

<i>p</i>	<i>l</i>	<i>h</i>	<i>art.</i>
<b>3</b>	<b>da   from 54 a   to 216</b>	<b>50</b>	<b>NTKIT50W</b>
		<b>75</b>	<b>NTKIT75W</b>
		<b>90</b>	<b>NTKIT90W</b>
		<b>100</b>	<b>NTKIT100W</b>
		<b>110</b>	<b>NTKIT110W</b>
		<b>125</b>	<b>NTKIT125W</b>
		<b>142</b>	<b>NTKIT142W</b>

Specchio spess. 5 mm a filo lucido orizzontale o verticale con illuminazione a led luce bianca, completo di telaio predisposto per corpo ad incasso Art. IN201 e/o porta salviette RETTA.

Polished edge mirror 5 mm thick mounted horizontally or vertically complete with frame and white led lighting prepared for concealed valve Art. IN201 and/or towel rail Art. RETTA.



**NEUTROLED (A) + NEUTROKIT (B)**

Esempi di possibili composizioni con specchiere  
art. NEUTROLED (A) e art. NEUTROKIT (B).

*Examples of possible compositions with mirrors  
art. NEUTROLED (A) and art. NEUTROKIT (B).*







SPECCHIE ILLUMINAZIONE  
MIRRORS AND LIGHTING

# FLASH

2006

design\_AL Studio






Illuminazione a LED 4000 K. Su richiesta illuminazione a LED 3000 K senza maggiorazione di prezzo.

*LED lighting 4000 K. Upon request LED lighting 3000 K available without additional surcharge.*

<i>p</i>	<i>l</i>	<i>h</i>	<i>art.</i>
4	da   from 72 a   to 216	50	<b>FLASH50W</b>
		75	<b>FLASH75W</b>
		90	<b>FLASH90W</b>
		100	<b>FLASH100W</b>

Specchio spess. 5 mm a filo lucido con illuminazione a led luce bianca, completo di telaio in acciaio lucido AISI 304.

*Polished edge mirror 5 mm thick with white led lighting, complete with polished steel frame AISI 304.*



# DISTINTO

2020

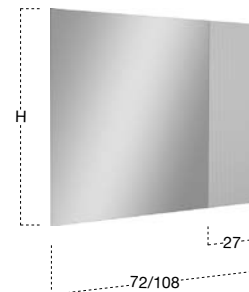
design\_Gumdesign



<i>l</i>	<i>h</i>	<i>art.</i>
da   <b>from 72</b> a   <b>to 108</b>	<b>75</b>	<b>DISTINTO75W</b>
	<b>90</b>	<b>DISTINTO90W</b>

Specchio spess. 4 mm a filo lucido con inserto in vetro cannettato, illuminazione a led luce bianca completo di telaio.

*Polished edge mirror 4 mm thick with ribbed glass insert, white led lighting complete with back frame.*

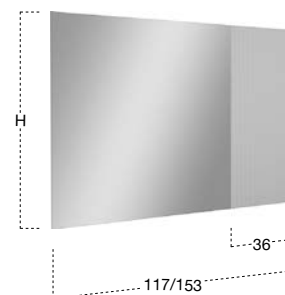


Versione Dx | Right Version

<i>l</i>	<i>h</i>	<i>art.</i>
da   <b>from 117</b> a   <b>to 153</b>	<b>75</b>	<b>DISTINTO175W</b>
	<b>90</b>	<b>DISTINTO190W</b>

Specchio spess. 4 mm a filo lucido con inserto in vetro cannettato, illuminazione a led luce bianca completo di telaio.

*Polished edge mirror 4 mm thick with ribbed glass insert, white led lighting complete with back frame.*

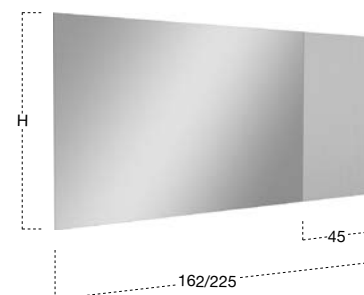


Versione Dx | Right Version

<i>l</i>	<i>h</i>	<i>art.</i>
da   <b>from 162</b> a   <b>to 225</b>	<b>75</b>	<b>DISTINTO275W</b>
	<b>90</b>	<b>DISTINTO290W</b>

Specchio spess. 4 mm a filo lucido con inserto in vetro cannettato, illuminazione a led luce bianca completo di telaio.

*Polished edge mirror 4 mm thick with ribbed glass insert, white led lighting complete with back frame.*



Versione Dx | Right Version

# SPECCHIDICARTA

2020

design Gumdesign





SPECCHI E ILLUMINAZIONE  
MIRRORS AND LIGHTING





<i>h</i>	<i>l</i>	<i>art.</i>
<b>81,8</b>	<b>60</b>	<b>SDC110</b>

Specchio spess. 4 mm a filo lucido con illuminazione a led luce bianca completo di telaio nero.

*Polished edge mirror 4mm thick whit white led lighting, complete with black frame.*


<i>h</i>	<i>l</i>	<i>art.</i>
<b>81,8</b>	<b>60</b>	<b>SDC110</b>

Specchio spess. 4 mm a filo lucido con inserto retrolaccato nero, illuminazione a led luce bianca completo di telaio nero.

*Polished edge mirror 4mm thick with back lacquered black insert, white led lighting complete with black frame.*



60



81,8

<i>h</i>	<i>l</i>	<i>art.</i>
<b>85,8</b>	<b>58,9</b>	<b>SDC111</b>

Specchio spess. 4 mm a filo lucido con illuminazione a led luce bianca completo di telaio nero.

*Polished edge mirror 4mm thick whit white led lighting, complete with black frame.*

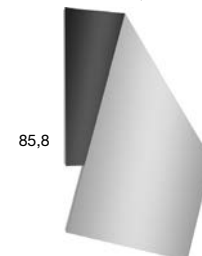
<i>h</i>	<i>l</i>	<i>art.</i>
<b>85,8</b>	<b>58,9</b>	<b>SDC111</b>

Specchio spess. 4 mm a filo lucido con inserto retrolaccato nero, illuminazione a led luce bianca completo di telaio nero.

*Polished edge mirror 4mm thick with back lacquered black insert, white led lighting complete with black frame.*



58,9



85,8

<i>h</i>	<i>l</i>	<i>art.</i>
<b>74,3</b>	<b>74,3</b>	<b>SDC112</b>

Specchio spess. 4 mm a filo lucido con illuminazione a led luce bianca completo di telaio nero.

*Polished edge mirror 4mm thick whit white led lighting, complete with black frame.*

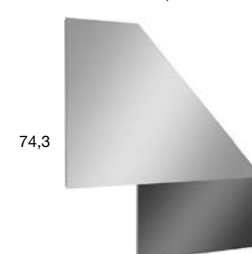
<i>h</i>	<i>l</i>	<i>art.</i>
<b>74,3</b>	<b>74,3</b>	<b>SDC112</b>

Specchio spess. 4 mm a filo lucido con inserto retrolaccato nero, illuminazione a led luce bianca completo di telaio nero.

*Polished edge mirror 4mm thick with back lacquered black insert, white led lighting complete with black frame.*



74,3



74,3

**USB**  
2019

design\_AL Studio


USB20108W





SPECCHI E ILLUMINAZIONE  
MIRRORS AND LIGHTING





SPECCHIE ILLUMINAZIONE  
MIRRORS AND LIGHTING






SPECCHIE ILLUMINAZIONE  
MIRRORS AND LIGHTING

illuminazione a LED 4000 K. Su richiesta illuminazione a LED 3000 K senza maggiorazione di prezzo.

*LED lighting 4000 K. Upon request LED lighting 3000 K available without additional surcharge.*



<i>p</i>	<i>l</i>	<i>h</i>	<i>art.</i>	<i>art.</i>
<b>3</b>	<b>50</b>	<b>108</b>	<b>USB10108</b>	<b>USB10108W</b> Con illuminazione a led   <i>With led lighting</i>
		<b>144</b>	<b>USB10144</b>	<b>USB10144W</b> Con illuminazione a led   <i>With led lighting</i>
		<b>180</b>	<b>USB10180</b>	<b>USB10180W</b> Con illuminazione a led   <i>With led lighting</i>

Specchio spess. 5 mm a filo lucido con e senza illuminazione a led luce bianca, completo di telaio.


*Polished edge mirror 5 mm thick with or without white led lighting, complete with frame.*



<i>p</i>	<i>l</i>	<i>h</i>	<i>art.</i>	<i>art.</i>
<b>3</b>	<b>50</b>	<b>108</b>	<b>USB20108</b>	<b>USB20108W</b> Con illuminazione a led   <i>With led lighting</i>
		<b>144</b>	<b>USB20144</b>	<b>USB20144W</b> Con illuminazione a led   <i>With led lighting</i>
		<b>180</b>	<b>USB20180</b>	<b>USB20180W</b> Con illuminazione a led   <i>With led lighting</i>

Specchio spess. 5 mm a filo lucido con e senza illuminazione a led luce bianca, completo di telaio.

*Polished edge mirror 5 mm thick with or without white led lighting, complete with frame.*



<i>p</i>	<i>l</i>	<i>h</i>	<i>art.</i>
<b>3</b>	<b>50</b>	<b>108</b>	<b>USB12108W</b> Con illuminazione a led   <i>With led lighting</i>
		<b>144</b>	<b>USB12144W</b> Con illuminazione a led   <i>With led lighting</i>
		<b>180</b>	<b>USB12180W</b> Con illuminazione a led   <i>With led lighting</i>

Specchio spess. 5 mm a filo lucido con illuminazione a led luce bianca, completo di telaio.

*Polished edge mirror 5 mm thick with white led lighting, complete with frame.*



<i>p</i>	<i>l</i>	<i>h</i>	<i>art.</i>
<b>3</b>	<b>50</b>	<b>108</b>	<b>USB22108W</b> Con illuminazione a led   <i>With led lighting</i>
		<b>144</b>	<b>USB22144W</b> Con illuminazione a led   <i>With led lighting</i>
		<b>180</b>	<b>USB22180W</b> Con illuminazione a led   <i>With led lighting</i>

Specchio spess. 5 mm a filo lucido con illuminazione a led luce bianca, completo di telaio.

*Polished edge mirror 5 mm thick with white led lighting, complete with frame.*




Illuminazione a LED 4000 K. Su richiesta illuminazione a LED 3000 K senza maggiorazione di prezzo.

LED lighting 4000 K. Upon request LED lighting 3000 K available without additional surcharge.

p	l	h	art.
3	50	108	<b>USB14108W</b> Con illuminazione a led   <i>With led lighting</i>
		144	<b>USB14144W</b> Con illuminazione a led   <i>With led lighting</i>
		180	<b>USB14180W</b> Con illuminazione a led   <i>With led lighting</i>

Specchio spess. 5 mm a filo lucido con illuminazione a led luce bianca, completo di telaio.


Polished edge mirror 5 mm thick with white led lighting, complete with frame.



p	l	h	art.
3	50	108	<b>USB24108W</b> Con illuminazione a led   <i>With led lighting</i>
		144	<b>USB24144W</b> Con illuminazione a led   <i>With led lighting</i>
		180	<b>USB24180W</b> Con illuminazione a led   <i>With led lighting</i>

Specchio spess. 5 mm a filo lucido con illuminazione a led luce bianca, completo di telaio.

Polished edge mirror 5 mm thick with white led lighting, complete with frame.

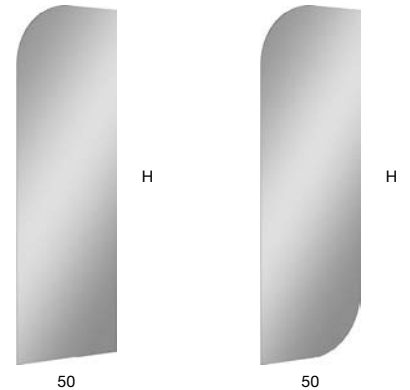


p	l	h	art.	art.
3	50	108	<b>USB30108</b>	<b>USB30108W</b> Con illuminazione a led   <i>With led lighting</i>
		144	<b>USB30144</b>	<b>USB30144W</b> Con illuminazione a led   <i>With led lighting</i>
		180	<b>USB30180</b>	<b>USB30180W</b> Con illuminazione a led   <i>With led lighting</i>

p	l	h	art.	art.
3	50	108	<b>USB40108</b>	<b>USB40108W</b> Con illuminazione a led   <i>With led lighting</i>
		144	<b>USB40144</b>	<b>USB40144W</b> Con illuminazione a led   <i>With led lighting</i>
		180	<b>USB40180</b>	<b>USB40180W</b> Con illuminazione a led   <i>With led lighting</i>

Specchio spess. 5 mm a filo lucido con e senza illuminazione a led luce bianca, completo di telaio.

Polished edge mirror 5 mm thick with or without white led lighting, complete with frame.




USB30108 / USB30108W  
USB30144 / USB30144W  
USB30180 / USB30180W

USB40108 / USB40108W  
USB40144 / USB40144W  
USB40180 / USB40180W

p	l	h	art.	art.
3	50	108	<b>USB50108</b>	<b>USB50108W</b> Con illuminazione a led   <i>With led lighting</i>
		144	<b>USB50144</b>	<b>USB50144W</b> Con illuminazione a led   <i>With led lighting</i>
		180	<b>USB50180</b>	<b>USB50180W</b> Con illuminazione a led   <i>With led lighting</i>

Specchio spess. 5 mm a filo lucido con e senza illuminazione a led luce bianca, completo di telaio.

Polished edge mirror 5 mm thick with or without white led lighting, complete with frame.



**APICE**

2017

design\_AL Studio





SPECCHIE ILLUMINAZIONE  
MIRRORS AND LIGHTING


illuminazione a LED 4000 K. Su richiesta illuminazione a LED 3000 K senza maggiorazione di prezzo.

LED lighting 4000 K. Upon request LED lighting 3000 K available without additional surcharge.

<i>p</i>	<i>l</i>	<i>h</i>	<i>art.</i>	<i>art.</i>				
3	da   from	90	a   to	216	50	APICE50	APICE50W	Con illuminazione a led   With led lighting

Specchio spess. 4 mm a filo lucido con o senza illuminazione a led luce bianca e inserto argentato fumé o bronzo, completo di telaio nero.

Polished edge mirror 4 mm thick with or without white led lighting and fumé or bronze silvered insert, complete with black frame.



# VERTICE

2016

design\_AL Studio







illuminazione a LED 4000 K. Su richiesta illuminazione a LED 3000 K senza maggiorazione di prezzo.

LED lighting 4000 K. Upon request LED lighting 3000 K available without additional surcharge.

Art. VERTICE7090



Art. VERTICE9070



<i>h</i>	<i>l</i>	<i>art.</i>
90	70	VERTICE7090
70	90	VERTICE9070

Specchio spess. 4 mm, orizzontale o verticale con illuminazione a led luce bianca e telaio nero.

Horizontal or vertical mirror 4 mm thick with white LED lighting and black frame.





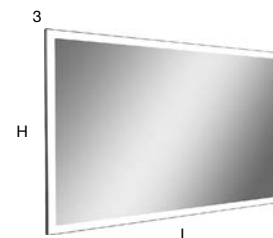
Illuminazione a LED 4000 K. Su richiesta illuminazione a LED 3000 K senza maggiorazione di prezzo.

LED lighting 4000 K. Upon request LED lighting 3000 K available without additional surcharge.

<i>p</i>	<i>l</i>	<i>h</i>	<i>art.</i>
<b>3</b>	<b>da   from 72 a   to 216</b>	<b>75</b>	<b>VERTICE75W</b>
		<b>90</b>	<b>VERTICE90W</b>

Specchio spess. 4 mm a filo lucido con illuminazione a led luce bianca, completo di telaio nero.

Polished edge mirror 4 mm thick with white led lighting, complete with black frame.



**FILA**

2016

design\_AL Studio







SPECCHIE ILLUMINAZIONE  
MIRRORS AND LIGHTING


illuminazione a LED 4000 K. Su richiesta illuminazione a LED 3000 K senza maggiorazione di prezzo.

LED lighting 4000 K. Upon request LED lighting 3000 K available without additional surcharge.

<i>p</i>	<i>l</i>	<i>h</i>	<i>art.</i>
<b>3</b>	<b>da   from 72 a   to 216</b>	<b>75</b>	<b>FILA75W</b>
		<b>90</b>	<b>FILA90W</b>

Specchio spess. 4 mm a filo lucido con illuminazione a led luce bianca, completo di telaio nero.

Polished edge mirror 4 mm thick with white led lighting, complete with black frame.



# SPIO


2006

design\_AL Studio



illuminazione a LED 4000 K. Su richiesta illuminazione a LED 3000 K senza maggiorazione di prezzo.

LED lighting 4000 K. Upon request LED lighting 3000 K available without additional surcharge.



<i>p</i>	<i>l</i>	<i>h</i>	<i>art.</i>
<b>4</b>	<b>da   from 72 a   to 216</b>	<b>50</b>	<b>SPIO650W</b>
		<b>75</b>	<b>SPIO675W</b>

Specchio spess. 5 mm a filo lucido con illuminazione a led luce bianca, completo di telaio in acciaio lucido AISI 304.

Polished edge mirror 5 mm thick with white led lighting, complete with polished steel frame AISI 304.



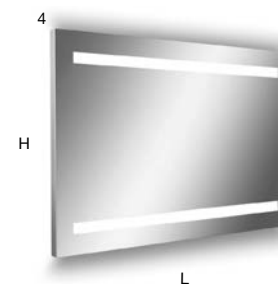
Illuminazione a LED 4000 K. Su richiesta illuminazione a LED 3000 K senza maggiorazione di prezzo.

*LED lighting 4000 K. Upon request LED lighting 3000 K available without additional surcharge.*

<i>p</i>	<i>l</i>	<i>h</i>	<i>art.</i>
<b>4</b>	<b>da   from 72 a   to 216</b>	<b>50</b>	<b>SPIO150W</b>
		<b>75</b>	<b>SPIO175W</b>

Specchio spess. 5 mm a filo lucido con illuminazione a led luce bianca, completo di telaio in acciaio lucido AISI 304.

*Polished edge mirror 5 mm thick with white led lighting, complete with polished steel frame AISI 304.*





illuminazione a LED 4000 K. Su richiesta illuminazione a LED 3000 K senza maggiorazione di prezzo.

LED lighting 4000 K. Upon request LED lighting 3000 K available without additional surcharge.


**\* Misure standard / Standard measures**

72 - 81 - 90 - 99 - 108 - 117 - 126 - 135 - 144 - 153 - 162 171 - 180  
- 189 - 198 - 207 - 216

<i>p</i>	<i>l</i>	<i>h</i>	<i>art.</i>
4	*	50	<b>SPIO750W</b>
		75	<b>SPIO775W</b>

Specchio spess. 5 mm a filo lucido con illuminazione a led luce bianca completo di telaio in acciaio lucido AISI 304.

Polished edge mirror 5 mm thick with white led lighting complete with polished stainless steel frame AISI 304.





Illuminazione a LED 4000 K. Su richiesta illuminazione a LED 3000 K senza maggiorazione di prezzo.

*LED lighting 4000 K. Upon request LED lighting 3000 K available without additional surcharge.*

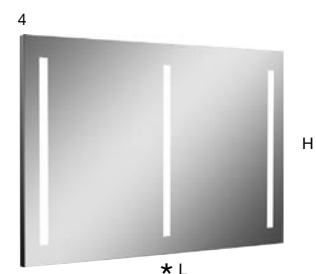
**\* Misure standard / Standard measures**

90 - 99 - 108 - 117 - 126 - 135 - 144 - 153 - 162 - 171 - 180 - 189 - 198 - 207 - 216

<i>p</i>	<i>l</i>	<i>h</i>	<i>art.</i>
4	*	50	SPIO250W
		75	SPIO275W

Specchio spess. 5 mm a filo lucido con illuminazione a led luce bianca completo di telaio in acciaio lucido AISI 304.

*Polished edge mirror 5 mm thick with white led lighting complete with polished stainless steel frame AISI 304.*






$p$	$l$	$h$	art.
2,5	36	90	<b>SLOW1</b>
		108	<b>SLOW2</b>

Specchio spess. 5 mm a filo lucido.

*Polished edge mirror 5 mm thick.*



$p$	$l$	$h$	art.
3,2	25	110	<b>ALTEREGO</b>

Specchio spess. 5 mm girevole bifacciale con struttura in acciaio inox satinato AISI 304.

*Double faced revolving mirror 5 mm thick with satin stainless steel structure AISI 304.*

# EDISON

2016

design\_AL Studio



Illuminazione a LED 4000 K. Su richiesta illuminazione a LED 3000 K senza maggiorazione di prezzo.

*LED lighting 4000 K. Upon request LED lighting 3000 K available without additional surcharge.*



SPECCHIE ILLUMINAZIONE  
MIRRORS AND LIGHTING

<i>p</i>	<i>l</i>	<i>h</i>	<i>art.</i>
5,5	da   from 54 a   to 216	50	<b>EDISON50W</b>
		75	<b>EDISON75W</b>

Specchio spess. 4 mm a filo lucido orizzontale o verticale con cornice in alluminio finitura bronzo con illuminazione a led luce bianca.

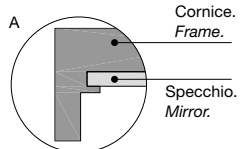
*Horizontal or vertical mirror 4 mm thick with bronze aluminum frame and white led lighting.*



# BESPOKE

2016

design\_Carlo Colombo



Illuminazione a LED 4000 K. Su richiesta illuminazione a LED 3000 K senza maggiorazione di prezzo.

LED lighting 4000 K. Upon request LED lighting 3000 K available without additional surcharge.



<i>p</i>	<i>l</i>	<i>h</i>	<i>art.</i>	<i>art.</i>
<b>4,5</b>	<b>54</b>	<b>210</b>	<b>BSK21054</b>	<b>BSK210W54</b> Con illuminazione a led   <i>With led lighting</i>
	<b>72</b>	<b>210</b>	<b>BSK21072</b>	<b>BSK210W72</b> Con illuminazione a led   <i>With led lighting</i>
	<b>90</b>	<b>210</b>	<b>BSK21090</b>	<b>BSK210W90</b> Con illuminazione a led   <i>With led lighting</i>

Specchio spess. 4 mm a filo lucido orizzontale o verticale e cornice in alluminio finitura come da nostro campionario colori, con o senza illuminazione a led.

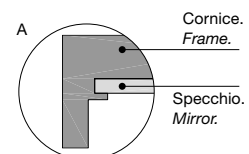
Horizontal or vertical polished edge mirror 4 mm thick and aluminum frame finish as per our colour samples, with or without led lighting





illuminazione a LED 4000 K. Su richiesta illuminazione a LED 3000 K senza maggiorazione di prezzo.

LED lighting 4000 K. Upon request LED lighting 3000 K available without additional surcharge.




SPECCHIE ILLUMINAZIONE  
MIRRORS AND LIGHTING

<i>p</i>	<i>l</i>	<i>h</i>	<i>art.</i>	<i>art.</i>
4,5	da   from 54 a   to 216	50	<b>BSK50</b>	<b>BSK50W</b> Con illuminazione a led   With led lighting
		75	<b>BSK75</b>	<b>BSK75W</b> Con illuminazione a led   With led lighting
		90	<b>BSK90</b>	<b>BSK90W</b> Con illuminazione a led   With led lighting
		100	<b>BSK100</b>	<b>BSK100W</b> Con illuminazione a led   With led lighting
		110	<b>BSK110</b>	<b>BSK110W</b> Con illuminazione a led   With led lighting

Specchio spess. 4 mm a filo lucido orizzontale o verticale e cornice in alluminio finitura come da nostro campionario colori, con o senza illuminazione a led.


Horizontal or vertical polished edge mirror 4 mm thick and aluminum frame finish as per our colour samples, with or without led lighting



# MOON


2023

design\_AL Studio



art. MOON9090





art. MOON9070

art. MOON7070

art. MOON9090

Illuminazione a LED 4000 K. Su richiesta illuminazione a LED 3000 K senza maggiorazione di prezzo.

*LED lighting 4000 K. Upon request LED lighting 3000 K available without additional surcharge.*

<i>p</i>	<i>h</i>	<i>l</i>	<i>art.</i>
5,5	70	90	<b>MOON9070</b> Reversibile / <i>Reversible</i>
	70	70	<b>MOON7070</b>
	90	90	<b>MOON9090</b>

Specchio a 2 strati sabbiato con retroilluminazione, cornice in alluminio finitura nero opaco.

*2-layer mirror sandblasted with backlighting, matt black finish aluminum frame.*

# DIAMANTE


2023

design\_Gumdesign




art. DIAMANTE9090






art. DIAMANTE9070 SX / DX

Versione Dx | Right Version



art. DIAMANTE7070



art. DIAMANTE9090

Illuminazione a LED 4000 K. Su richiesta illuminazione a LED 3000 K senza maggiorazione di prezzo.

LED lighting 4000 K. Upon request LED lighting 3000 K available without additional surcharge.

<i>p</i>	<i>h</i>	<i>l</i>	<i>art.</i>
5,5	70	90	<b>DIAMANTE9070</b> Reversibile / Reversible
	70	70	<b>DIAMANTE7070</b>
	90	90	<b>DIAMANTE9090</b>


Specchio a 2 strati sabbatiato con retroilluminazione, cornice in alluminio finitura nero opaco.

2-layer mirror sandblasted with backlighting, matt black finish aluminum frame.

# DIALOGO

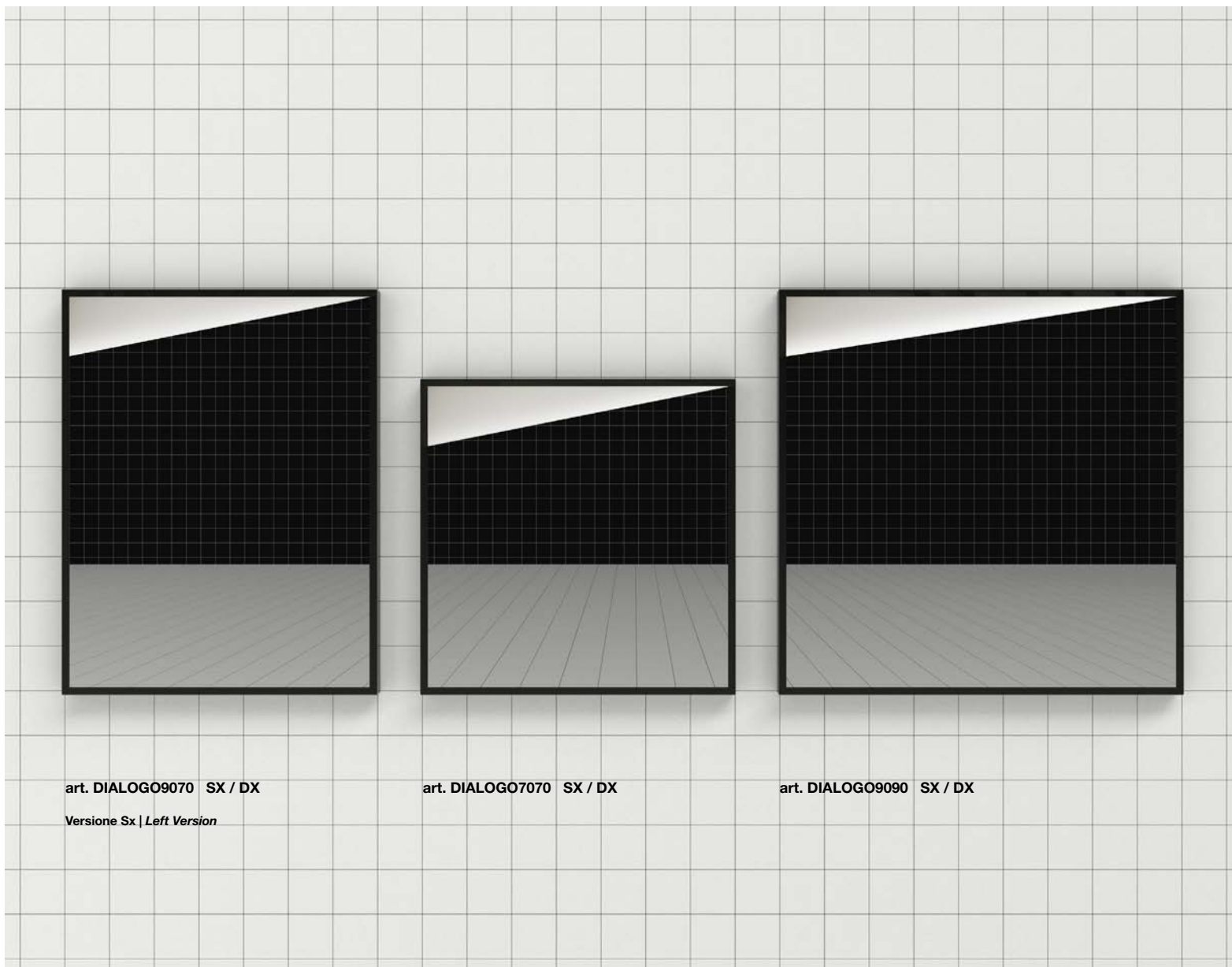
2023

design\_Gumdesign



art. DIALOGO9090





art. DIALOGO9070 SX / DX

Versione Sx | Left Version

art. DIALOGO7070 SX / DX

art. DIALOGO9090 SX / DX

Illuminazione a LED 4000 K. Su richiesta illuminazione a LED 3000 K senza maggiorazione di prezzo.

*LED lighting 4000 K. Upon request LED lighting 3000 K available without additional surcharge.*

<i>p</i>	<i>h</i>	<i>l</i>	<i>art.</i>
5,5	70	90	<b>DIALOGO9070</b> Reversibile / Reversible
	70	70	<b>DIALOGO7070</b>
	90	90	<b>DIALOGO9090</b>

Specchio a 2 strati sabbiato con retroilluminazione, cornice in alluminio finitura nero opaco.

*2-layer mirror sandblasted with backlighting, matt black finish aluminum frame.*

# DIALOGHI

2023


design\_Gumdesign




art. DIALOGHI9090








art. DIALOGHI9070 SX / DX



art. DIALOGHI7070 SX / DX



art. DIALOGHI9090 SX / DX

Illuminazione a LED 4000 K. Su richiesta illuminazione a LED 3000 K senza maggiorazione di prezzo.

*LED lighting 4000 K. Upon request LED lighting 3000 K available without additional surcharge.*

<i>p</i>	<i>h</i>	<i>l</i>	<i>art.</i>
5,5	70	90	<b>DIALOGHI9070</b> Reversibile / <i>Reversible</i>
	70	70	<b>DIALOGHI7070</b>
	90	90	<b>DIALOGHI9090</b>

Specchio a 2 strati sabbatiato con retroilluminazione, cornice in alluminio finitura nero opaco.

*2-layer mirror sandblasted with backlighting, matt black finish aluminum frame.*


# DIARIGA

2023

design\_Gumdesign



art. DIARIGA9090



art. DIARIGA9070

art. DIARIGA7070

art. DIARIGA9090

Illuminazione a LED 4000 K. Su richiesta illuminazione a LED 3000 K senza maggiorazione di prezzo.

*LED lighting 4000 K. Upon request LED lighting 3000 K available without additional surcharge.*

<i>p</i>	<i>h</i>	<i>l</i>	<i>art.</i>
5,5	70	90	<b>DIARIGA9070</b> Reversibile / <i>Reversible</i>
	70	70	<b>DIARIGA7070</b>
	90	90	<b>DIARIGA9090</b>

Specchio a 2 strati, sabbiato con retroilluminazione, cornice in alluminio finitura nero opaco.

*2-layer mirror sandblasted with backlighting, matt black finish aluminum frame.*

# DIARIGHE


2023

design\_Gumdesign



art. DIARIGHE9090





art. DIARIGHE9070

art. DIARIGHE7070

art. DIARIGHE9090

Illuminazione a LED 4000 K. Su richiesta illuminazione a LED 3000 K senza maggiorazione di prezzo.

*LED lighting 4000 K. Upon request LED lighting 3000 K available without additional surcharge.*

<i>p</i>	<i>h</i>	<i>l</i>	<i>art.</i>
5,5	70	90	<b>DIARIGHE9070</b> Reversibile / <i>Reversible</i>
	70	70	<b>DIARIGHE7070</b>
	90	90	<b>DIARIGHE9090</b>


Specchio a 2 strati sabbatiato con retroilluminazione, cornice in alluminio finitura nero opaco.

*2-layer mirror sandblasted with backlighting, matt black finish aluminum frame.*

# DIANGOLO


2023

design\_Gumdesign



art. DIANGOLO9090





art. DIANGOLO9070 SX / DX

Versione Sx | Left Version

art. DIANGOLO7070

art. DIANGOLO9090

Illuminazione a LED 4000 K. Su richiesta illuminazione a LED 3000 K senza maggiorazione di prezzo.

LED lighting 4000 K. Upon request LED lighting 3000 K available without additional surcharge.

<i>p</i>	<i>h</i>	<i>l</i>	<i>art.</i>
5,5	70	90	<b>DIANGOLO9070</b> Reversibile / Reversible
	70	70	<b>DIANGOLO7070</b>
	90	90	<b>DIANGOLO9090</b>

Specchio a 2 strati sabbatiato con retroilluminazione, cornice in alluminio finitura nero opaco.

2-layer mirror sandblasted with backlighting, matt black finish aluminum frame.

# DIAFONO

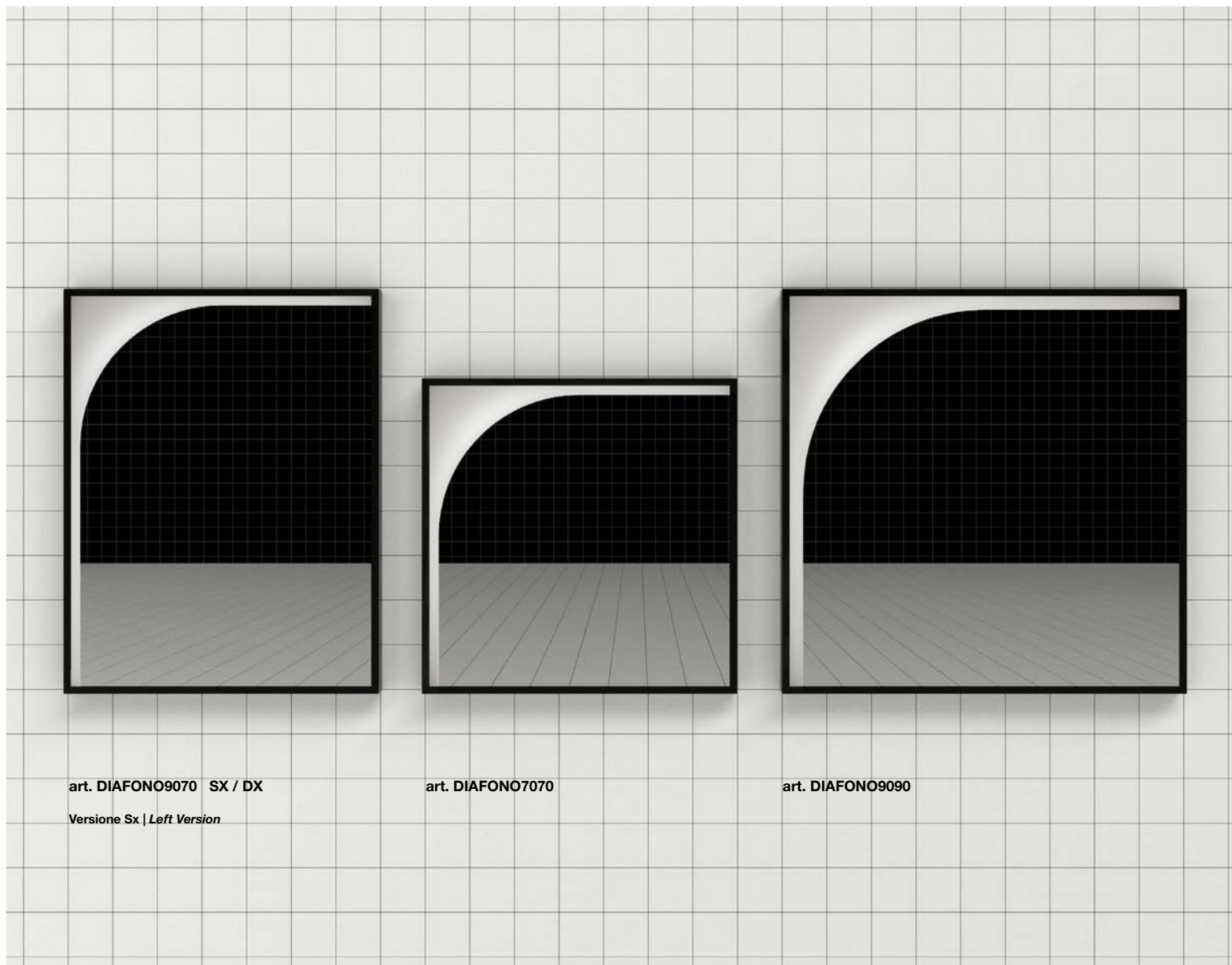
2023

design\_Gumdesign



art. DIAFONO9090





art. DIAFONO9070 SX / DX

Versione Sx | Left Version

art. DIAFONO7070

art. DIAFONO9090

Illuminazione a LED 4000 K. Su richiesta illuminazione a LED 3000 K senza maggiorazione di prezzo.

LED lighting 4000 K. Upon request LED lighting 3000 K available without additional surcharge.

<i>p</i>	<i>h</i>	<i>l</i>	<i>art.</i>
5,5	70	90	<b>DIAFONO9070</b> Reversibile / Reversible
	70	70	<b>DIAFONO7070</b>
	90	90	<b>DIAFONO9090</b>

Specchio a 2 strati sabbiato con retroilluminazione, cornice in alluminio finitura nero opaco.

2-layer mirror sandblasted with backlighting, matt black finish aluminum frame.

**DIARCO**


2023

design\_Gumdesign




art. DIARCO9090






art. DIARCO9070



art. DIARCO7070



art. DIARCO9090

Illuminazione a LED 4000 K. Su richiesta illuminazione a LED 3000 K senza maggiorazione di prezzo.

*LED lighting 4000 K. Upon request LED lighting 3000 K available without additional surcharge.*

<i>p</i>	<i>h</i>	<i>l</i>	<i>art.</i>
5,5	70	90	<b>DIARCO9070</b> Reversibile / Reversible
	70	70	<b>DIARCO7070</b>
	90	90	<b>DIARCO9090</b>

Specchio a 2 strati sabbiato con retroilluminazione, cornice in alluminio finitura nero opaco.

*2-layer mirror sandblasted with backlighting, matt black finish aluminum frame.*

# PERIPLO

2012

design\_AL Studio





Illuminazione a LED 4000 K. Su richiesta illuminazione a LED 3000 K senza maggiorazione di prezzo.

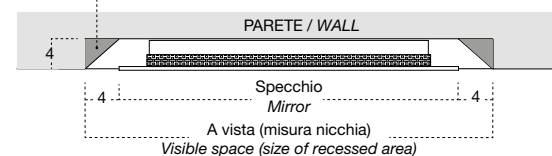
LED lighting 4000 K. Upon request LED lighting 3000 K available without additional surcharge.

<i>p</i>	<i>l</i>	<i>h.</i>	<i>art.</i>
4	da   from 64 a   to 208	42	<b>PERIPLO</b>

Specchio spess. 5 mm a filo lucido orizzontale o verticale con illuminazione a led luce bianca, da incasso a parete.

Encased wall mount polished edge mirror 5 mm thick with white led lighting, mounted horizontally or vertically.

CORNICE (La realizzazione della cornice è a cura del cliente)  
FRAME (frame not included)



# MANTRA


2012

design\_AL Studio





SPECCHI E ILLUMINAZIONE  
MIRRORS AND LIGHTING



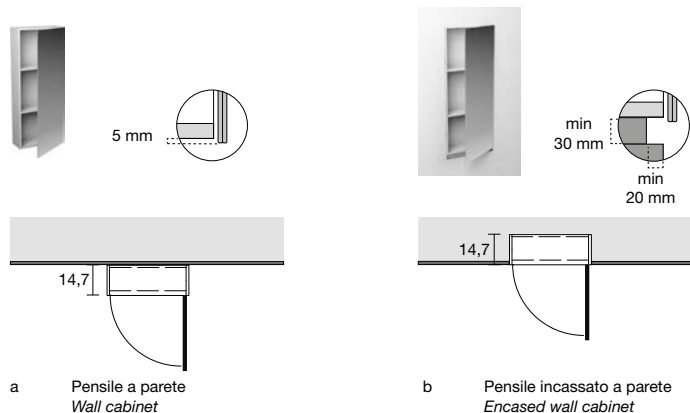


Pensile con anta a specchio bifacciale.  
*Wall cabinet with double face mirrored door.*



Su richiesta è possibile inserire lampade a led n°1 superiore e n°1 inferiore  
On request it is possible to insert led lamps No. 1 upper and No. 1 lower

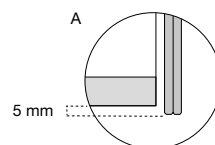




<i>p</i>	<i>l</i>	<i>h</i>	<i>art.</i>
14,7	36/45/54	50	MANTRA150
		75	MANTRA175
		90	MANTRA190

Pensile dx o sx con 1 anta a specchio bifacciale e 1 ripiano interno per H 50 cm o 2 ripiani interni per H 75 e H 90 cm.

Right or left wall cabinet with 1 double face mirrored door and 1 internal shelf for H 50 cm or with 2 internal shelves for H 75 and H 90 cm.

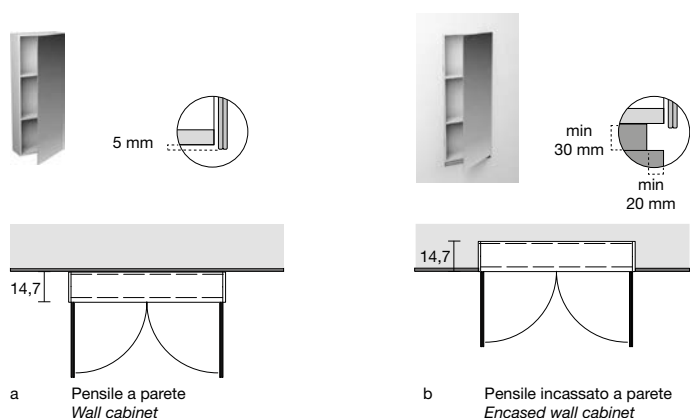



Art. PRESA / PRESACH



N. 2 prese di corrente per pensili.

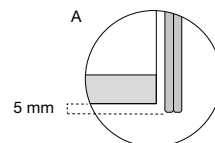
N. 2 electrical sockets for wall cabinets.



<i>p</i>	<i>l</i>	<i>h</i>	<i>art.</i>
14,7	72/90/108	50	MANTRA250
		75	MANTRA275
		90	MANTRA290

Pensile con 2 ante a specchio bifacciali e 1 ripiano interno per H 50 cm o 2 ripiani interni per H 75 e H 90 cm.

Wall cabinet with 2 double face mirrored door and 1 internal shelf for H 50 cm or with 2 internal shelves for H 75 and H 90 cm.

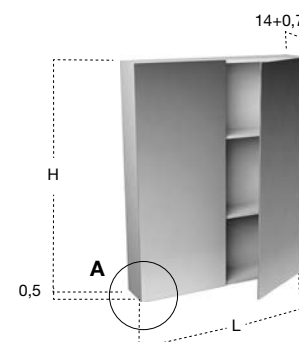


Art. PRESA / PRESACH



N. 2 prese di corrente per pensili.

N. 2 electrical sockets for wall cabinets.



# TEATRO

2008

design\_AL Studio





SPECCHIE ILLUMINAZIONE  
MIRRORS AND LIGHTING

Su richiesta è possibile inserire illuminazione a led esterna.

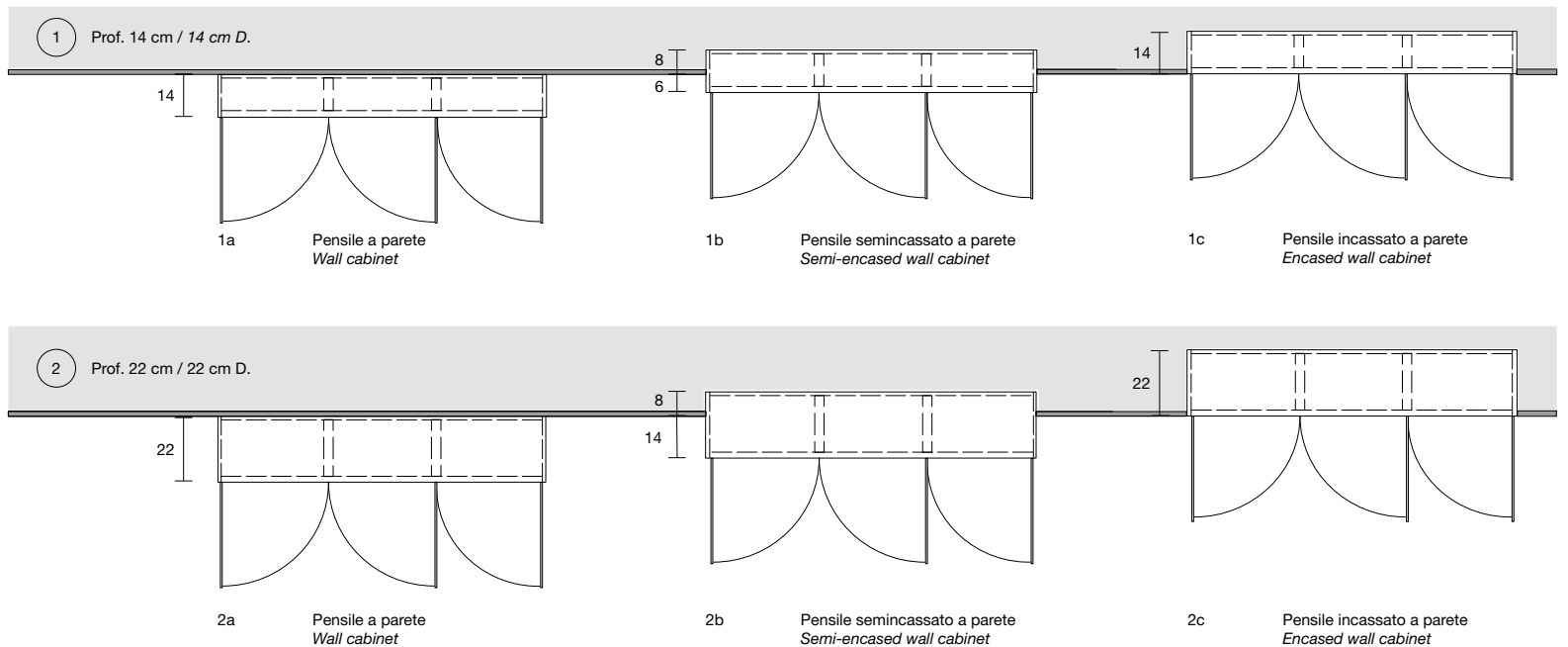
*On request it is possible to insert external led lighting.*

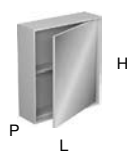


Pensile con anta a specchio bifacciale prof. 14 o 22 cm

*Wall cabinet with double faced mirror door 14 o 22 cm D.*

Schemi di montaggio | *Assembly diagrams*





<i>p</i>	<i>l</i>	<i>h</i>	<i>art.</i>
14	27/36/45/54	50	TEATRO15014
		75	TEATRO17514
		100	TEATRO10014
		125	TEATRO12514

<i>p</i>	<i>l</i>	<i>h</i>	<i>art.</i>
22	27/36/45/54	50	TEATRO15022
		75	TEATRO17522
		100	TEATRO10022
		125	TEATRO12522



<i>p</i>	<i>l</i>	<i>h</i>	<i>art.</i>
14	54/72/90/108	50	TEATRO25014
		75	TEATRO27514

<i>p</i>	<i>l</i>	<i>h</i>	<i>art.</i>
22	54/72/90/108	50	TEATRO25022
		75	TEATRO27522



<i>p</i>	<i>l</i>	<i>h</i>	<i>art.</i>
14	81/108/135/162	50	TEATRO35014
		75	TEATRO37514

<i>p</i>	<i>l</i>	<i>h</i>	<i>art.</i>
22	81/108/135/162	50	TEATRO35022
		75	TEATRO37522

Versione sx / Left version



<i>p</i>	<i>l</i>	<i>h</i>	<i>art.</i>
14	108/144/180/216	50	TEATRO45014
		75	TEATRO47514

<i>p</i>	<i>l</i>	<i>h</i>	<i>art.</i>
22	108/144/180/216	50	TEATRO45022
		75	TEATRO47522

# BESPOKE

2016

design\_Carlo Colombo







<i>p</i>	<i>l</i>	<i>h</i>	<i>art.</i>
21,6	36	37,5	KE1136
	45	37,5	KE1145

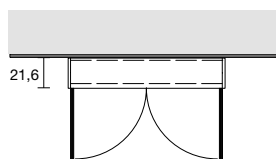
<i>p</i>	<i>l</i>	<i>h</i>	<i>art.</i>
21,6	72	37,5	KE3172
	90	37,5	KE3190

<i>p</i>	<i>l</i>	<i>h</i>	<i>art.</i>
21,6	36	50	KE1436
	45	50	KE1445
	54	50	KE1454

<i>p</i>	<i>l</i>	<i>h</i>	<i>art.</i>
21,6	72	50	KE3472
	90	50	KE3490
	108	50	KE34108

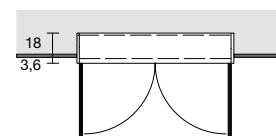
Pensile con 1 o 2 ante e 1 ripiano interno solo per H 50 cm.

Wall cabinet with 1 or 2 doors and 1 internal shelf for H 50 cm.



a Pensile a parete  
Wall cabinet

Art. KE1136 / KE1145  
Versione sx / Left version




b Pensile semincasso a parete  
Semi-encased wall cabinet



Art. KE3172 / KE3190



Art. KE1436 / KE1445 / KE1454  
Versione sx / Left version




Art. KE3472 / KE3490 / KE34108



# SEGRETO

2011

design\_AL Studio







SPECCHIE ILLUMINAZIONE  
MIRRORS AND LIGHTING

<i>p</i>	<i>l</i>	<i>h</i>	<i>art.</i>
32	da   from 72 a   to 216	50	SEGRETO

Pensile con anta a specchio ad apertura verticale, mediante sistema elettrico con possibile inserimento di illuminazione a led.

Wall cabinet with vertical electrical flap-opening door. Upon request it can be produced with internal led lighting.

Specchio.  
Mirror.




# MALAPARTE

2023

design\_Beniamino Servino





SPECCHIE ILLUMINAZIONE  
MIRRORS AND LIGHTING

<i>h</i>	<i>l</i>	<i>art.</i>
90	70	MALAPARTE

Specchio serigrafato spess. 5 mm, a filo lucido completo di telaio nero.

5 mm thick screen-printed polished edge mirror, complete with black frame.




90

70

# NUVOLE

2023

design\_Mario Trimarchi





SPECCHIE ILLUMINAZIONE  
MIRRORS AND LIGHTING

<i>h</i>	<i>l</i>	<i>art.</i>
90	70	<b>NUVOLE</b>

Specchio serigrafato spess. 5 mm, a filo lucido completo di telaio nero.

5 mm thick screen-printed polished edge mirror, complete with black frame.




70





collage



# COLLAGE

2019

design\_Luca Galofaro



COLLAGE350 - H 75 cm L 54 cm



COLLAGE354 - H 75 cm L 54 cm



COLLAGE353 - H 75 cm L 54 cm



COLLAGE365 - H 75 cm L 54 cm



COLLAGE368 - H 75 cm L 54 cm



COLLAGE357 - H 75 cm L 54 cm



COLLAGE358 - H 50 cm L 72 cm



COLLAGE363 - H 90 cm L 90 cm



COLLAGE318 - H 75 cm L 54 cm



COLLAGE314A - H 75 cm L 54 cm




COLLAGE314C - H 75 cm L 54 cm



COLLAGE309 - H 75 cm L 54 cm



COLLAGE212 - H 75 cm L 54 cm



# COLLAGE\_LED

2020

design\_Luca Galofaro



2 STRATI / 2 LAYERS

Specchio a 2 strati, di cui uno stampato e uno argentato, con illuminazione a led luce bianca, completo di cornice in alluminio finitura bronzo.

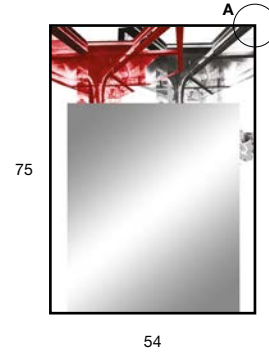
Mirror with 2 layers, one printed and one is mirrored with white led lighting complete with frame in aluminum bronze finish.



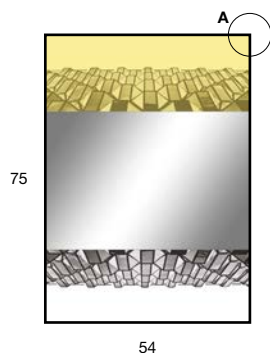
<i>h</i>	<i>l</i>	<i>art.</i>
75	54	COLLAGE353W



<i>h</i>	<i>l</i>	<i>art.</i>
75	54	COLLAGE354W



<i>h</i>	<i>l</i>	<i>art.</i>
75	54	COLLAGE350W



<i>h</i>	<i>l</i>	<i>art.</i>
75	54	COLLAGE357W


Prodotto interamente in Italia  
*Entirely made in Italy*

©Antonio Lupi Design S.p.A. 2024


Scarica l'App su App Store e Google Play  
per entrare nel mondo antoniolupi

*Download the App on App Store and  
Google Play to discover the world of  
antoniolupi*

app store



google play



#### **www.antoniolupi.it**

Per essere costantemente informati su novità e prodotti in modo dettagliato, vi invitiamo a navigare nel nostro sito sempre aggiornato. Nell'area download potrete scaricare tutto il materiale tecnico ed informativo che vi necessita.

*To constantly be up to date in a detailed manner on novelties and products please navigate through our website.*

*In the download area you can find all the necessary technical information.*

#### **NOTA**

Alla Antonio Lupi Design S.p.A. è riservata la facoltà di apportare ai propri modelli qualsiasi modifica estetica, tecnica, nelle dimensioni e nei colori, ritenuta necessaria, nonché la facoltà di sospendere la produzione in qualunque momento senza preavviso, rinunziata fin d'ora da parte del committente ogni conseguente richiesta risarcitoria.

Si declina ogni responsabilità relativa ad eventuali inesattezze contenute in questo catalogo, se dovute ad errori di stampa o trascrizioni.

Nessun contenuto di questo catalogo può essere copiato, riprodotto anche parzialmente, ripubblicato, trasmesso o distribuito in qualunque forma, senza autorizzazione scritta dell'Antonio Lupi Design S.p.a.

#### **NOTE**

*Antonio Lupi Design S.p.A. reserves the right to make any and all necessary aesthetic, technical, colour or size modifications in order to enhance use and aesthetic value, and may suspend the production cycle at any moment without notice.*

*Such instances may not be subject to claim by the client.*

*We decline all responsibilities for any possible uncertainties due to misprints in this catalogue.*

*None of the material in this catalogue can be copied, reproduced, republished or distributed in any or partial way unless a written authorization is given from the company Antonio Lupi Design S.p.a.*





**antoniolupi**

**73**

VIA MAZZINI

**75**

Antonio Lupi Design S.p.A.  
via Mazzini 73/75 - 50050 Stabbia  
Cerreto Guidi (Firenze) - Italy  
T +39 0571 586881\_95651  
[www.antoniolupi.it](http://www.antoniolupi.it)  
[lupi@antoniolupi.it](mailto:lupi@antoniolupi.it)



lo stato  
delle idee /  
the state of  
ideas