


street

STREET



# STREET

2023

design\_AL Studio







STREET

Cantine Pisoni  
Cantine Pisoni







STREET







STREET







STREET









STREET







## VARIANTI PILETTE / DRAIN VARIANTS

**DI SERIE - STANDARD**

Piletta in marmo con logo a scarico libero di serie.  
Free flowing marble drain with logo as standard

**C**

Copripiletta in marmo a scarico libero su richiesta.  
Free flow marble drain cover upon request

**F**

Foro a scarico libero su richiesta.  
Open drain hole upon request

**PILETTE SU RICHIESTA - DRAINS UPON REQUEST**

I lavabi integrati delle collezioni STREET, MySTREET e MySTREET\_floor, di serie, vengono forniti con la piletta in marmo a scarico libero. Su richiesta è possibile scegliere tra il Copripiletta (C) e il Foro (F) aggiungendo il codice di riferimento al codice del lavabo integrato.

*Integrated sinks in the STREET, MySTREET and MySTREET\_floor collections come with a free-flowing marble drain as standard. On request, it is possible to choose between the Cover (C) and Hole (F) by adding the reference code to the code of the integrated sink.*

**ESEMPI ARTICOLI DA ORDINARE - EXAMPLE OF HOW TO ORDER****1**

Lavabo integrato in marmo.

*Integrated marble sink.***2**

Foro a scarico libero su richiesta.

*Open drain hole upon request.*

art. STREET4772 (1) + F (2) = art. STREET4772F







N.B: su tutte le varianti dei top Street vanno sempre aggiunte le staffe BRIDA.

Note: BRIDA brackets should always be added on all variations of the Street tops.

<i>h</i>	<i>p</i>	<i>l</i>	<i>art.</i>
10,5	35,5	13,5	<b>BRIDA35</b>

Staffa in acciaio per fissaggio a parete.

*Steel support for wall fixing.*

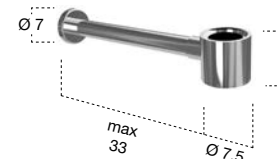


*art.*

**NANO**

Sifone compatto in ottone non regolabile in altezza per lavabi. Finitura cromo lucido o nero opaco.

*Compact brass siphon for sinks not adjustable in height. Polished Chrome or matt black finish.*



STREET



<i>l</i>	<i>art.</i>
da   from 108 a   to 234	<b>STREETLED</b>

Illuminazione a led compresa di trasformatore per top con canale posteriore.


*LED lighting complete with transformer for top with back canal.*



<i>h</i>	<i>p</i>	<i>l</i>	<i>art.</i>
<b>4</b>	<b>5</b>	<b>45</b>	<b>PIATTA</b>

Porta salviette in acciaio inox AISI 304 verniciato gofrato o seta come da nostra cartella colori laccati.  
 N.B: non è possibile posizionarlo su frontali fresati.

*Towel holder in stainless steel AISI 304 with a lacquered embossed or silk finish as per our colour chart.  
 Note: It cannot be placed on milled fronts.*









STREET

<i>h</i>	<i>l</i>	<i>art.</i>
<b>8,3</b>	<b>2,5</b>	<b>BILLOSTREET</b>

Porta salviette in acciaio inox AISI 304 verniciato come da nostra cartella colori laccati.

*Towel holder in stainless steel AISI 304 with a lacquered finish as per our colour chart.*







I lavabi sono disponibili con frontale liscio 1 o fresato 2.

*The sinks are available with fronts smooth 1 or milled 2.*





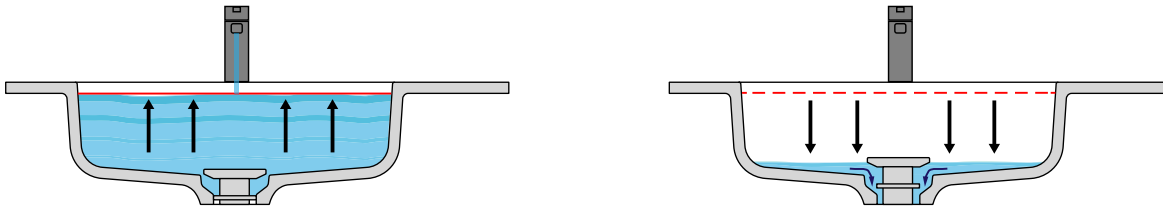


STREET\_MOODLIGHT è il nuovo lavabo con sistema TROPPOPIENO AUTOMATICO INVISIBILE.

La piletta si apre automaticamente al raggiungimento del livello di sicurezza PREDEFINITO, permettendo all'acqua di defluire.

*STREET\_MOODLIGHT is the new washbasin with an AUTOMATIC INVISIBLE OVERFLOW system.*

*The drain opens automatically when the PRESET safety level is reached allowing the water to drain away.*









STREET









STREET









STREET









STREET


















STREET









STREET









STREET



**STREET consolle**

Installazione in nicchia.

*Installation within walls.*





Installazione in nicchia con fianchi di chiusura.

*Installation within walls with closed sides.*









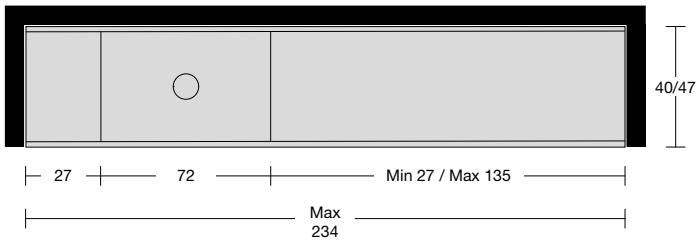

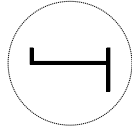
STREET



**LAVABO DECENTRATO | OFF-CENTER SINK**

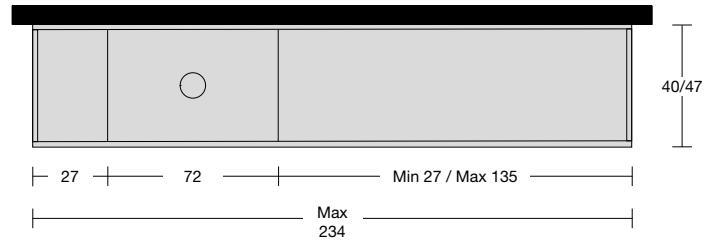

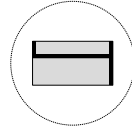
IN NICCHIA | WITHIN WALLS

VERSIONE SX | Left version



A PARETE CON FIANCHI DI CHIUSURA | WALL MOUNTED WITH CLOSED SIDES

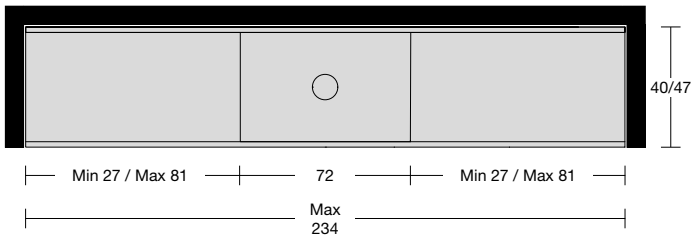
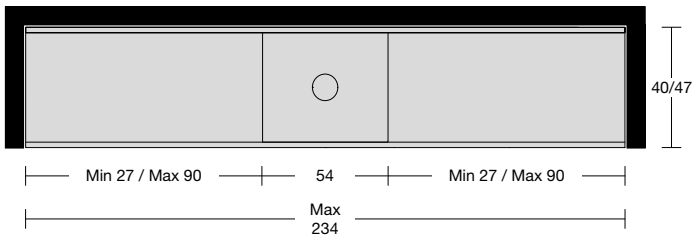
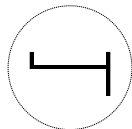
VERSIONE SX | Left version



**LAVABO CENTRATO | CENTERED SINK**

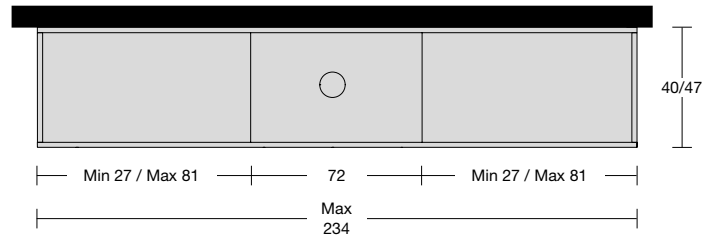
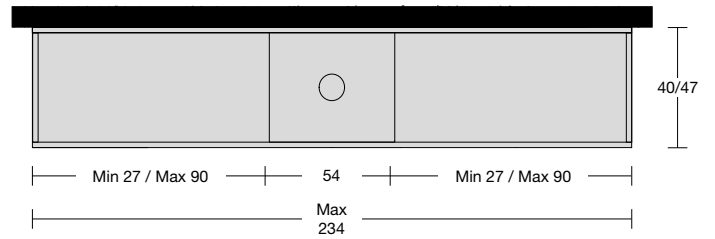
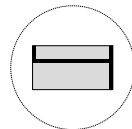
IN NICCHIA | WITHIN WALLS

VERSIONE SX | Left version



A PARETE CON FIANCHI DI CHIUSURA | WALL MOUNTED WITH CLOSED SIDES

VERSIONE SX | Left version

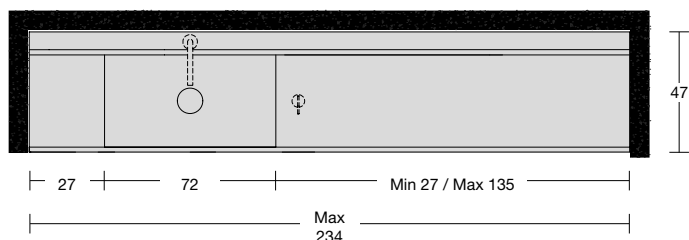
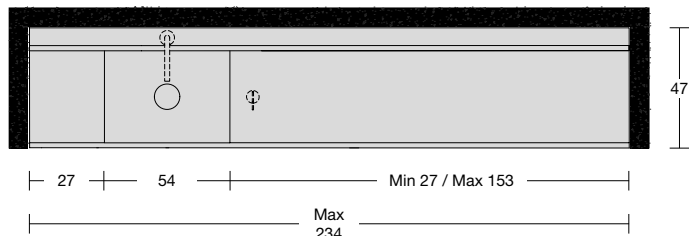
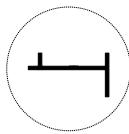




**LAVABO DECENTRATO CON CANALE | OFF-CENTER SINK WITH CANAL**

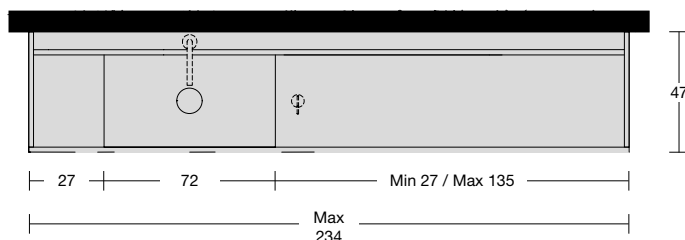
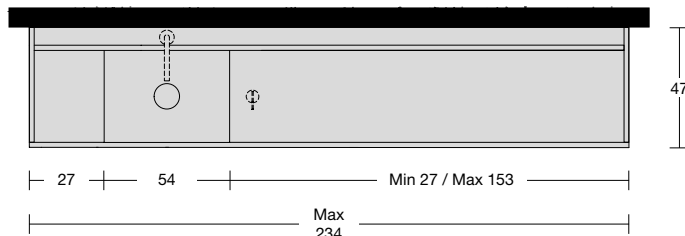
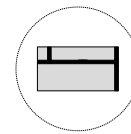
IN NICCHIA | WITHIN WALLS

VERSIONE SX | Left version



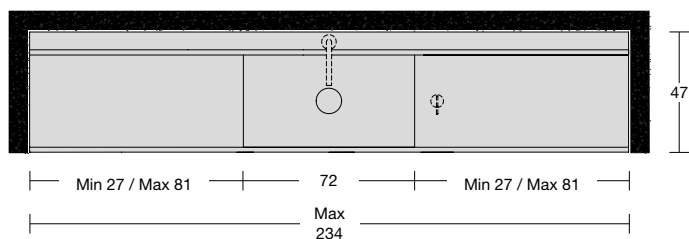
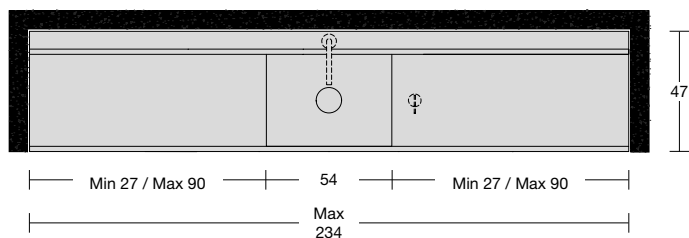
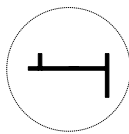
A PARETE CON FIANCHI DI CHIUSURA | WALL MOUNTED WITH CLOSED SIDES

VERSIONE SX | Left version

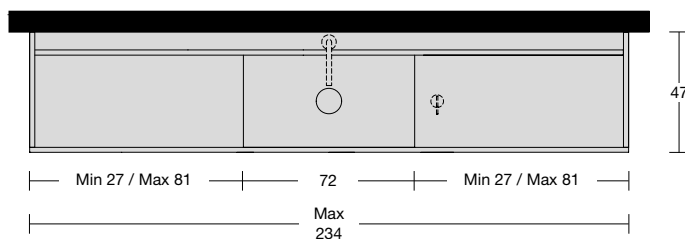
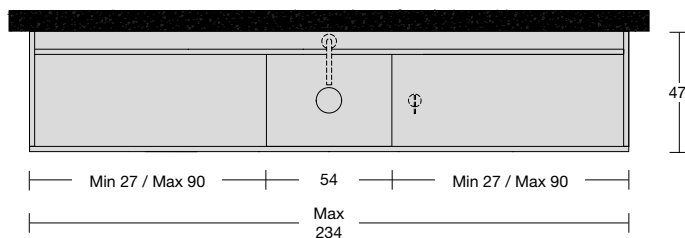
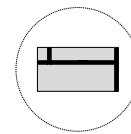


**LAVABO CENTRATO CON CANALE / CENTERED SINK WITH CANAL**

IN NICCHIA | WITHIN WALL

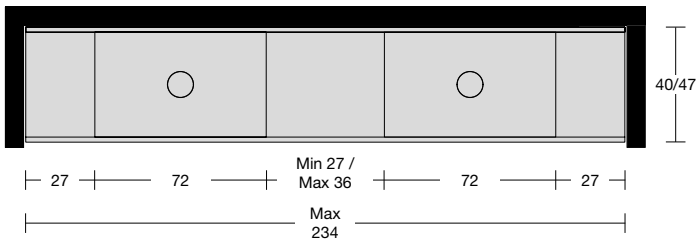
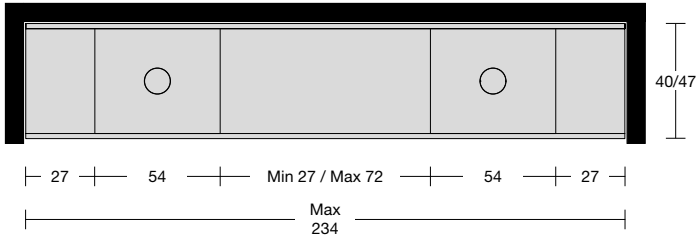
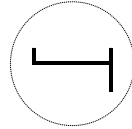


A PARETE CON FIANCHI DI CHIUSURA | WALL MOUNTED WITH CLOSED SIDES

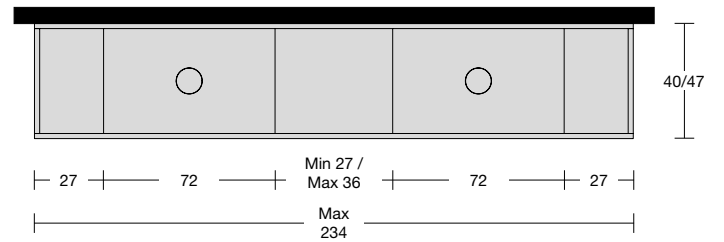
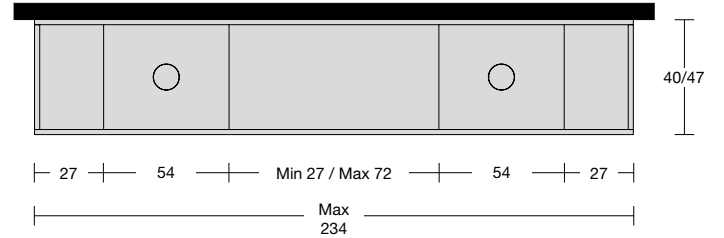
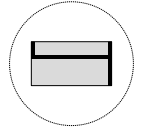


**LAVABO DOPPIO | DOUBLE SINK**

IN NICCHIA | WITHIN WALLS

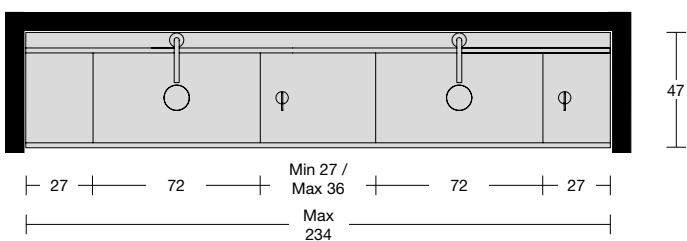
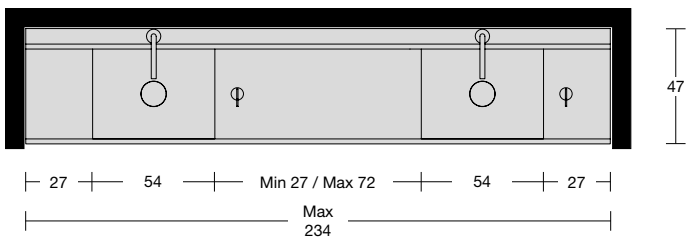
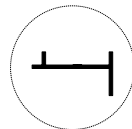


A PARETE CON FIANCHI DI CHIUSURA | WALL MOUNTED WITH CLOSED SIDES

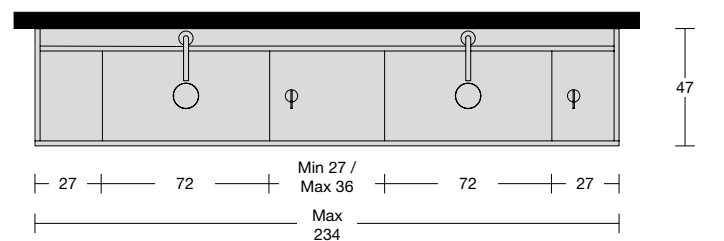
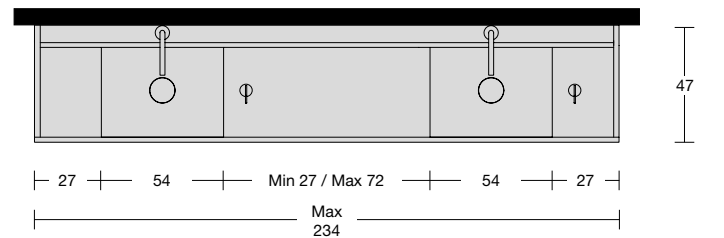
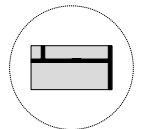


**LAVABO DOPPIO CON CANALE | DOUBLE SINK WITH CANAL**

IN NICCHIA | WITHIN WALLS



A PARETE CON FIANCHI DI CHIUSURA | WALL MOUNTED WITH CLOSED SIDES



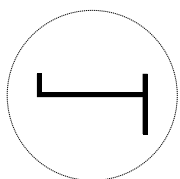




STREET




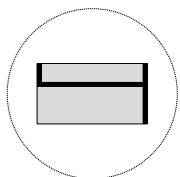
**prof. 40 | 47 cm senza canale**  
 40 / 47 cm D. without canal



<i>h</i>	<i>p</i>	<i>l</i>	<i>art.</i>
25	40	da   from 108 a   to 234	STREET240
	47	da   from 108 a   to 234	STREET247

Top in marmo o Moodlight senza fianchi di chiusura.

Marble or Moodlight top to be inserted in a niche without closing sides.



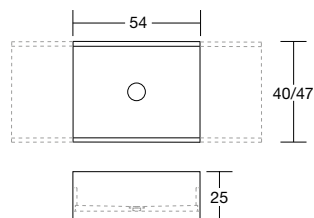
<i>h</i>	<i>p</i>	<i>l</i>	<i>art.</i>
25	40	da   from 108 a   to 234	STREET140
	47	da   from 108 a   to 234	STREET147

Top in marmo o Moodlight con fianchi di chiusura.

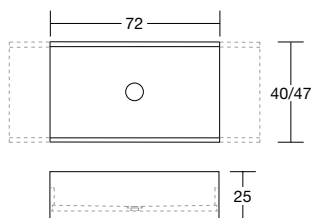
Marble or Moodlight top with closing sides.

**LAVABI INTEGRATI | INTEGRATED SINKS**

Art. STREET4054 Prof. 40  
 Art. STREET4754 Prof. 47



Art. STREET4072 Prof. 40  
 Art. STREET4772 Prof. 47

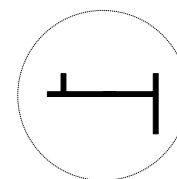


Lavabo integrato in marmo o Moodlight.

Marble or Moodlight integrated sink.




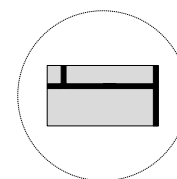
**prof. 47 cm con canale posteriore**  
*47 cm D. with back canal*



<i>h</i>	<i>p</i>	<i>l</i>	<i>art.</i>
25	47	da   from 108 a   to 234	STREET447

Top in marmo o Moodlight senza fianchi di chiusura.

*Marble or Moodlight top with back canal without closing sides.*



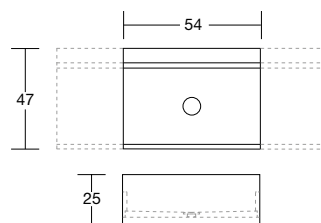
<i>h</i>	<i>p</i>	<i>l</i>	<i>art.</i>
25	47	da   from 108 a   to 234	STREET347

Top in marmo o Moodlight con fianchi di chiusura.

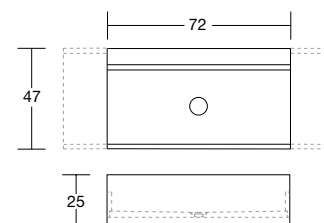
*Marble or Moodlight top with back canal and closing sides.*

**LAVABI INTEGRATI | INTEGRATED SINKS**

Art. STREET24754 Prof. 47



Art. STREET24772 Prof. 47



Lavabo integrato in marmo o Moodlight.

*Marble or Moodlight integrated sink.*

**STREET console**  
con alzata / with backsplash







STREET

STREET console  
con alzata / with backsplash







STREET furniture  
con alzata / with backsplash

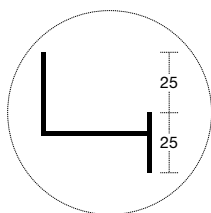






STREET

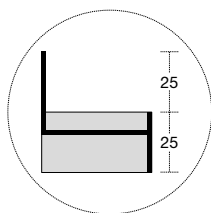
**prof. 40 | 47 cm con alzata**  
 40 / 47 cm D. with backsplash



<i>h</i>	<i>p</i>	<i>l</i>	<i>art.</i>
50	40	da   from 108 a   to 234	STREET2040
	47	da   from 108 a   to 234	STREET2047

Top in marmo o Moodlight con alzata, senza fianchi di chiusura.

Marble or Moodlight top with backsplash, to be inserted in a niche without closing sides.



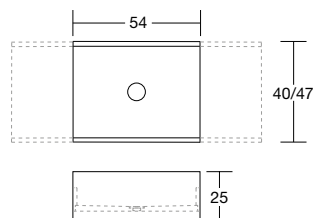
<i>h</i>	<i>p</i>	<i>l</i>	<i>art.</i>
50	40	da   from 108 a   to 234	STREET1040
	47	da   from 108 a   to 234	STREET1047

Top in marmo o Moodlight con alzata e fianchi di chiusura.

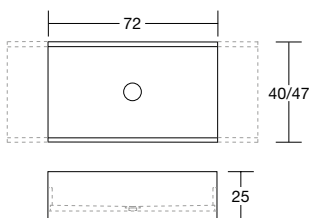
Marble or Moodlight top with baksplash and closing sides.

**LAVABI INTEGRATI | INTEGRATED SINKS**

Art. STREET4054 Prof. 40  
 Art. STREET4754 Prof. 47



Art. STREET4072 Prof. 40  
 Art. STREET4772 Prof. 47



Lavabo integrato in marmo o Moodlight.

Marble or Moodlight integrated sink.

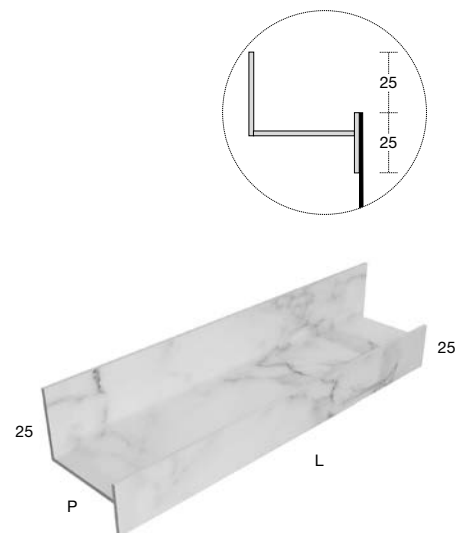


**top prof. 40 | 47 cm con alzata per mobili prof. 42 | 49 cm**  
*top 40 / 47 cm D with backslash for furniture 42 / 49 cm D*

<i>h</i>	<i>p</i>	<i>l</i>	<i>art.</i>
50	40	da   from 108 a   to 234	<b>STREET2040</b>
	47	da   from 108 a   to 234	<b>STREET2047</b>

Top in marmo o Moodlight con alzata, per mobile senza fianchi di chiusura.

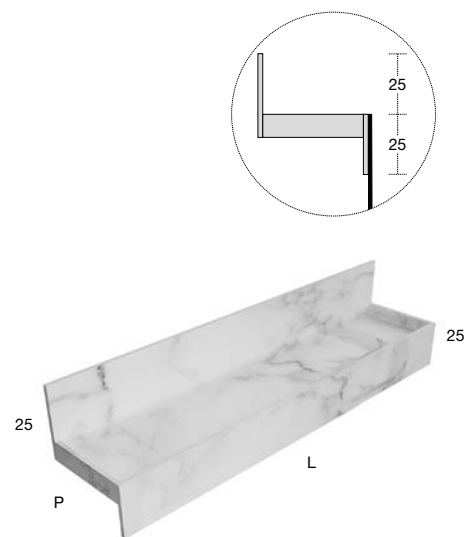
*Marble or Moodlight top with backslash, for cabinets without closing sides.*



<i>h</i>	<i>p</i>	<i>l</i>	<i>art.</i>
50	40	da   from 108 a   to 234	<b>STREET5040</b>
	47	da   from 108 a   to 234	<b>STREET5047</b>

Top in marmo o Moodlight con alzata, per mobile con fianchi di chiusura.

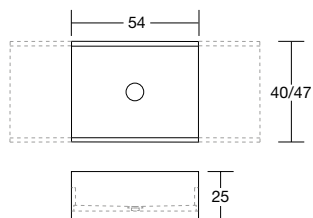
*Marble or Moodlight top with backslash, for cabinets with closing sides.*



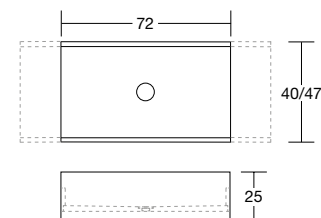
STREET

**LAVABI INTEGRATI | INTEGRATED SINKS**

Art. STREET4054 Prof. 40  
 Art. STREET4754 Prof. 47



Art. STREET4072 Prof. 40  
 Art. STREET4772 Prof. 47



Lavabo integrato in marmo o Moodlight.

*Marble or Moodlight integrated sink.*

**BESTREET**  
furniture h. 25 / 37,5







STREET

**BESTREET**  
furniture h. 25 / 37,5







STREET


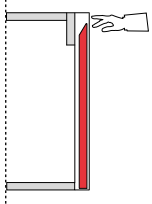
BESTREET  
furniture h. 25 / 37,5





Porta lavabo con 1 cassetto art. SLIM, per sifone art. NANO.

Sink unit shaped with 1 drawer Art. SLIM, for siphon art. NANO.




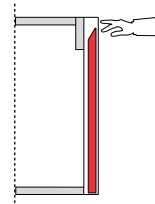
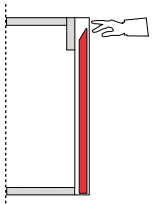
<i>h</i>	<i>p</i>	<i>l</i>
25	40 - 47	27 - 36 - 45 - 54 - 63 - 72
37,5	40 - 47	27 - 36 - 45 - 54 - 63 - 72

Base terminale dx o sx con 1 cassetto art. SLIM.

End RH or LH single drawer cabinet Art. SLIM.

Base con 1 cassetto art. SLIM.

Single drawer cabinet Art. SLIM.



<i>h</i>	<i>p</i>	<i>l</i>
25	40 - 47	27 - 36 - 45 - 54 - 63 - 72 - 90 - 108 - 126
37,5	40 - 47	27 - 36 - 45 - 54 - 63 - 72 - 90 - 108 - 126

<i>h</i>	<i>p</i>	<i>l</i>
25	40 - 47	27 - 36 - 45 - 54 - 63 - 72 - 90 - 108 - 126
37,5	40 - 47	27 - 36 - 45 - 54 - 63 - 72 - 90 - 108 - 126

**STREET furniture**  
h.50 - 65 - 90







STREET



**STREET furniture**  
h.50








STREET



**STREET furniture**  
h.50







STREET



STREET furniture  
h.50







STREET

**STREET furniture**  
h.50







STREET

Due miscelatori si possono inserire solo su un piano centrale (min. 36 cm) nei top con doppia buca.


*Two mixers can only be placed on the central surface (min. 36 cm) of the top with two sinks.*



STREET furniture  
h.50







STREET furniture  
h.65







STREET

STREET furniture  
h.65



Due miscelatori si possono inserire solo su un piano centrale (min. 36 cm) nei top con doppia buca.

*Two mixers can only be placed on the central surface (min. 36 cm) of the top with two sinks.*





STREET

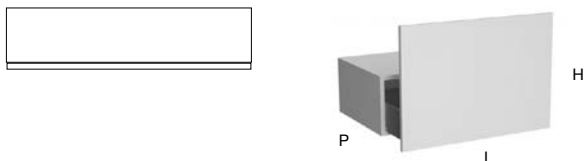
**STREET furniture**  
h.65





Porta lavabo con 1 cassetto Art. SLIM sagomato internamente per sifone.  
N.B: l' anta fresata non può essere realizzata in finitura lucida.

*Sink unit shaped for siphon with 1 drawer Art. SLIM.  
P.S. milled fronts cannot be lacquered glossy finish.*

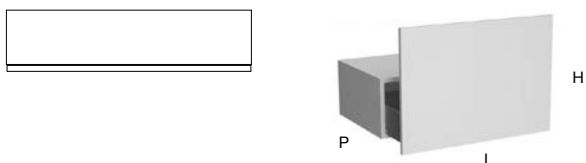


**Anta Liscia o fresata | Smooth or milled door**

<i>h</i>	<i>p</i>	<i>l</i>
50	42	54 - 72
	49	
65	42	54 - 72
	49	

Base con 1 cassetto Art. SLIM (per installazione in nicchia).  
N.B: l' anta fresata non può essere realizzata in finitura lucida.

*Single drawer cabinet Art. SLIM (Installation within walls).  
P.S. milled fronts cannot be lacquered glossy finish.*

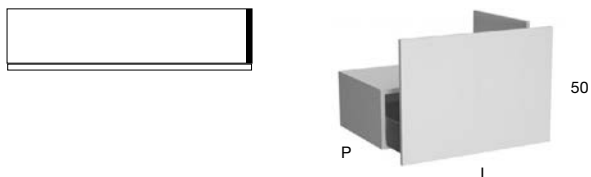


**Anta Liscia o fresata | Smooth or milled door**

<i>h</i>	<i>p</i>	<i>l</i>
50	42	27 - 36 - 54 - 72
	49	
65	42	27 - 36 - 54 - 72
	49	

Base terminale con 1 cassetto Art. SLIM (per installazione a parete).  
N.B: l' anta fresata non può essere realizzata in finitura lucida.

*End cabinet with drawer Art. SLIM. (wall mounted installation).  
P.S. milled fronts cannot be lacquered glossy finish.*



**Anta Liscia o fresata | Smooth or milled door**

<i>h</i>	<i>p</i>	<i>l</i>
50	42	27 - 36 - 54 - 72
	49	
65	42	27 - 36 - 54 - 72
	49	

STREET furniture  
h.90







STREET

**STREET furniture**  
**h.90**







STREET furniture  
h.90







STREET

**STREET furniture**  
**h.90**







**STREET furniture**  
h.90







STREET

Due miscelatori si possono inserire solo su un piano centrale (min. 36 cm) nei top con doppia buca.


*Two mixers can only be placed on the central surface (min. 36 cm) of the top with two sinks.*



**STREET furniture**  
h.90







Due miscelatori si possono inserire solo su un piano centrale (min. 36 cm) nei top con doppia buca.

*Two mixers can only be placed on the central surface (min. 36 cm) of the top with two sinks.*

STREET furniture  
h.90







STREET

**STREET furniture**  
h.90







STREET

**STREET furniture**  
h.90







STREET






**STREET furniture**  
h.90

Tutta la collezione Street può essere realizzata scegliendo tra la finitura Skin cenere **R** e le categorie **A**, **D** e **O**. I frontali di porta lavabi e basi sono disponibili nella versione liscia **1** o fresata **2**, quest'ultima non può essere realizzata né in finitura lucida né in Skin cenere.

*The entire Street collection can be made by choosing between the Skin cenere finish **R** and categories **A**, **D** and **O**. The fronts of the sink units and cabinets are available in smooth **1** or milled **2**, the latter of which cannot be made in either a high-gloss or Skin cenere finish.*

**R**



Skin cenere

**A**



Bianco lucido/Colorato goffrato

*Glossy white/Embossed lacquered*


**D**



Colorato lucido/Colorato seta

*Glossy lacquered/Silk lacquered*

**O**



Essenza legno

*Wood essence*

Rovere: sbiancato naturale  
castano  
moro  
grigio  
matita  
ardesia  
thermo  
evaporato


Noce: canadese  
visone  
canaletto

Olmo: moro

**1\_ANTA LISCIA - SMOOTH DOOR**



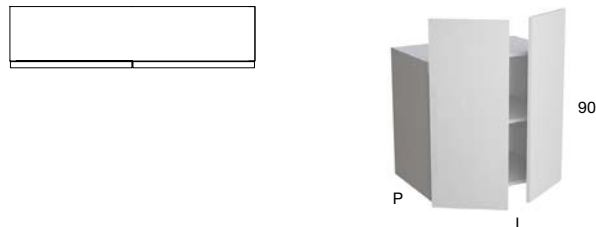
**2\_ANTA FRESATA - MILLED DOOR**



**STREET furniture****h.90**

Porta lavabo con 2 ante, completo di piedini con livellatore.  
 N.B: l' anta fresata non può essere realizzata in finitura lucida.

*Sink unit with 2 doors, complete with leveling feet.  
 P.S. milled fronts cannot be lacquered glossy finish.*

**Anta Liscia o fresata | Smooth or milled door**

<i>h</i>	<i>p</i>	<i>l</i>
<b>90</b>	<b>42</b>	<b>54 - 72</b>
	<b>49</b>	

Base con 1 anta dx o sx (per installazione in nicchia), completa di piedini con livellatore.

N.B: l' anta fresata non può essere realizzata in finitura lucida.

*Cabinet with 1 door right or left (for installation in niche), complete with leveling feet.*

*P.S. milled fronts cannot be lacquered glossy finish.*

**Anta Liscia o fresata | Smooth or milled door**

<i>h</i>	<i>p</i>	<i>l</i>
<b>90</b>	<b>42</b>	<b>27 - 36</b>
	<b>49</b>	

Base terminale con 1 anta dx o sx (per installazione a parete), completa di piedini con livellatore.

N.B: l' anta fresata non può essere realizzata in finitura lucida.

*End cabinet with 1 door right or left (for wall installation), complete with leveling feet.*

*P.S. milled fronts cannot be lacquered glossy finish.*

**Anta Liscia o fresata | Smooth or milled door**

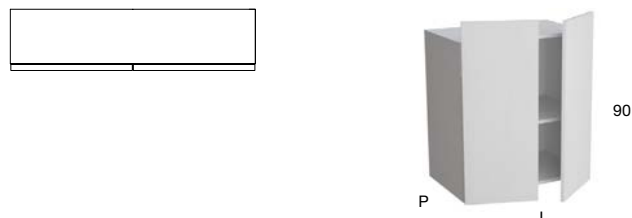
<i>h</i>	<i>p</i>	<i>l</i>
<b>90</b>	<b>42</b>	<b>27 - 36</b>
	<b>49</b>	

Base con 2 ante (per installazione in nicchia), completa di piedini con livellatore.

N.B: l' anta fresata non può essere realizzata in finitura lucida.

*Cabinet with 2 doors (for installation in niche), complete with leveling feet.*

*P.S. milled fronts cannot be lacquered glossy finish.*

**Anta Liscia o fresata | Smooth or milled door**

<i>h</i>	<i>p</i>	<i>l</i>
<b>90</b>	<b>42</b>	<b>54 - 72</b>
	<b>49</b>	

Base con 2 ante e terminale dx o sx (per installazione a parete), completa di piedini con livellatore.

N.B: l' anta fresata non può essere realizzata in finitura lucida.

*End cabinet with 2 doors, right or left hand, (for wall installation), complete with leveling feet.*

*P.S. milled fronts cannot be lacquered glossy finish.*

**Anta Liscia o fresata | Smooth or milled door**

<i>h</i>	<i>p</i>	<i>l</i>
<b>90</b>	<b>42</b>	<b>54 - 72</b>
	<b>49</b>	



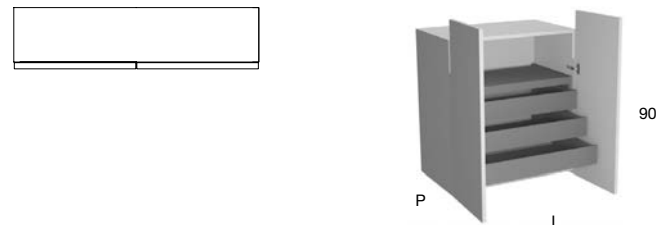
Base con 1 anta dx o sx con 3 cassetti interni e 1 ripiano (per installazione in nicchia). Completo di piedini con livellatore.  
N.B: l' anta fresata non può essere realizzata in finitura lucida.

*Cabinet with 1 door right or left with 3 interior drawers and 1 shelf (for installation in niche). Complete with feet with leveler.  
P.S. milled fronts cannot be lacquered glossy finish.*



Base con 2 ante con 3 cassetti interni e 1 ripiano (per installazione in nicchia). Completo di piedini con livellatore.  
N.B: l' anta fresata non può essere realizzata in finitura lucida.

*Cabinet with 2 doors with 3 interior drawers and 1 shelf (for installation in niche). Complete with feet with leveler.  
P.S. milled fronts cannot be lacquered glossy finish.*



**Anta Liscia o fresata | Smooth or milled door**


h	p	l
90	42	27 - 36
	49	

**Anta Liscia o fresata | Smooth or milled door**

h	p	l
90	42	54 - 72
	49	

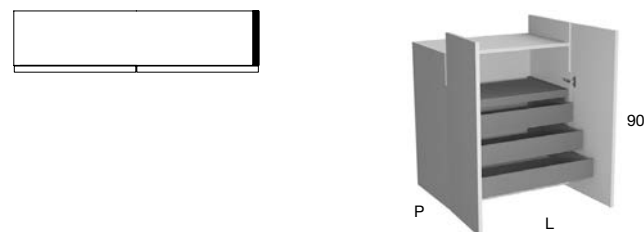
Base terminale con 1 anta dx o sx con 3 cassetti interni e 1 ripiano (per installazione a parete). Completo di piedini con livellatore.  
N.B: l' anta fresata non può essere realizzata in finitura lucida.

*Terminal cabinet with 1 door right or left with 3 interior drawers and 1 shelf (for wall installation). Complete of feet with leveler.  
P.S. milled fronts cannot be lacquered glossy finish.*



Base con 2 ante e terminale dx o sx con 3 cassetti interni e 1 ripiano (per installazione a parete). Completo di piedini con livellatore.  
N.B: l' anta fresata non può essere realizzata in finitura lucida.

*Cabinet with 2 doors and right or left terminal with 3 interior drawers and 1 shelf (for wall installation). Complete with feet with leveler.  
P.S. milled fronts cannot be lacquered glossy finish.*



**Anta Liscia o fresata | Smooth or milled door**

h	p	l
90	42	27 - 36
	49	

**Anta Liscia o fresata | Smooth or milled door**

h	p	l
90	42	54 - 72
	49	



Installazione in nicchia.

*Installation within walls.*





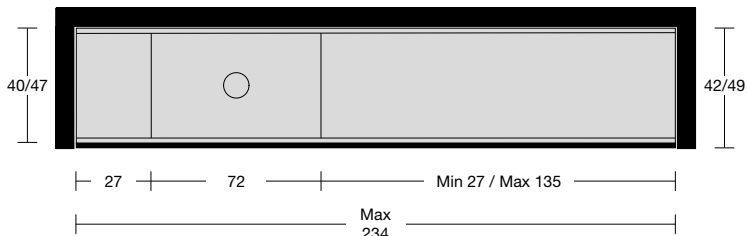
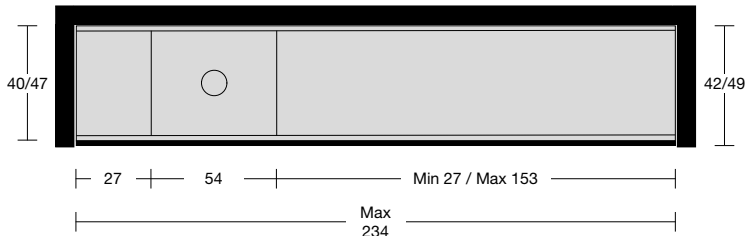
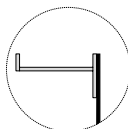
Installazione in nicchia con  
fianchi di chiusura.

*Installation within walls with  
closed sides.*

**LAVABO DECENTRATO | OFF-CENTER SINK**

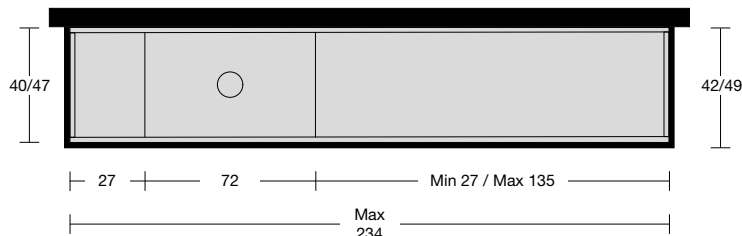
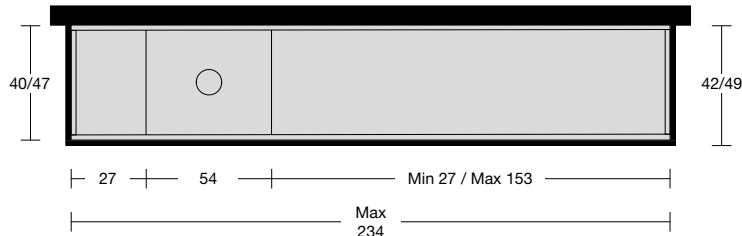
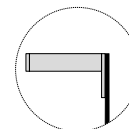
IN NICCHIA | WITHIN WALLS

VERSIONE SX | Left version



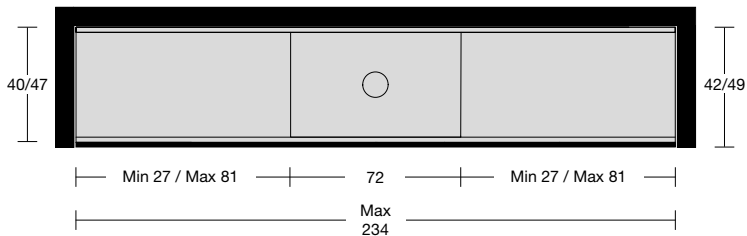
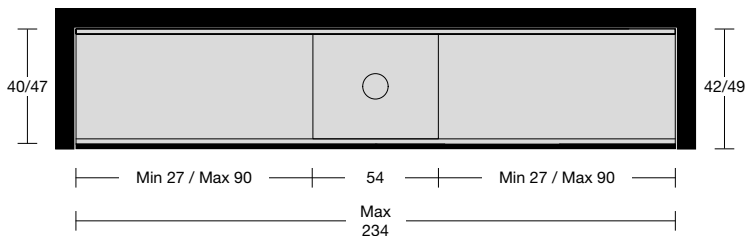
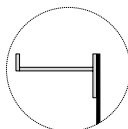
A PARETE CON FIANCHI DI CHIUSURA | WALL MOUNTED WITH CLOSED SIDES

VERSIONE SX | Left version

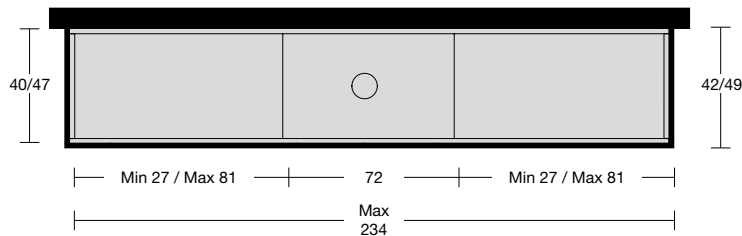
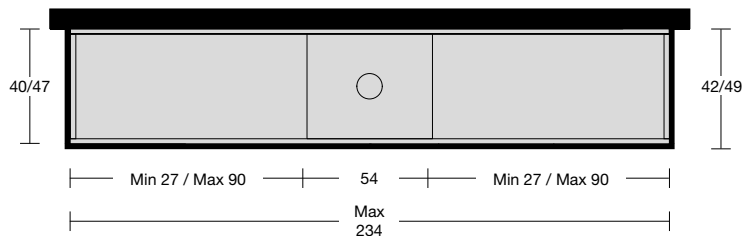
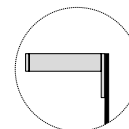


**LAVABO CENTRATO | CENTERED SINK**

IN NICCHIA | WITHIN WALLS



A PARETE CON FIANCHI DI CHIUSURA | WALL MOUNTED WITH CLOSED SIDES

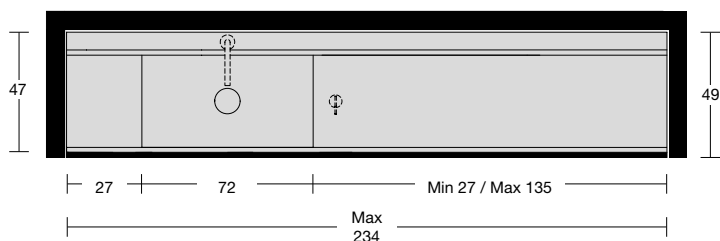
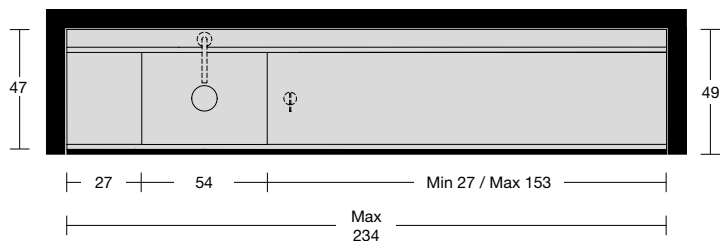
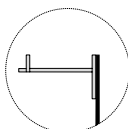




**LAVABO DECENTRATO CON CANALE | OFF-CENTER SINK WITH CANAL**

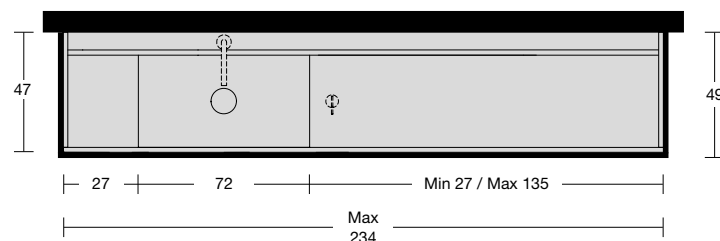
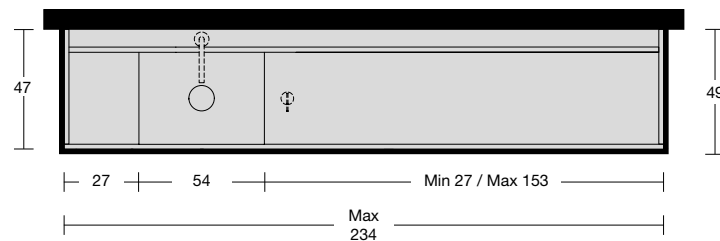
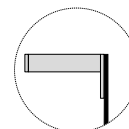
IN NICCHIA | WITHIN WALLS

VERSIONE SX | Left version



A PARETE CON FIANCHI DI CHIUSURA | WALL MOUNTED WITH CLOSED SIDES

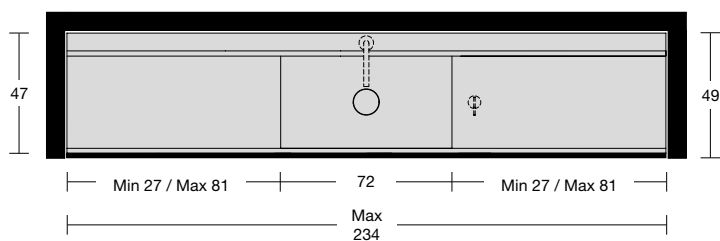
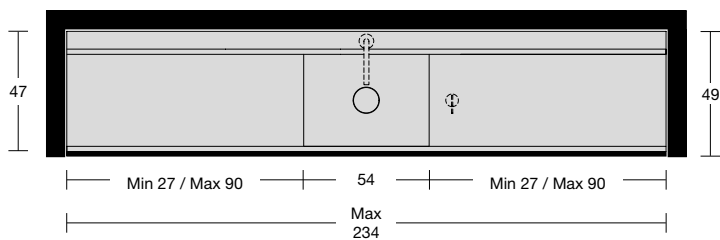
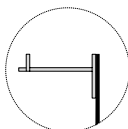
VERSIONE SX | Left version



**LAVABO CENTRATO CON CANALE | CENTERED SINK WITH CANAL**

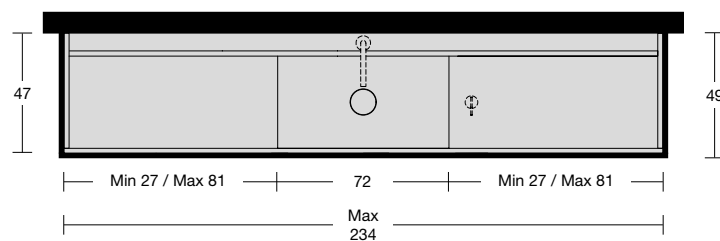
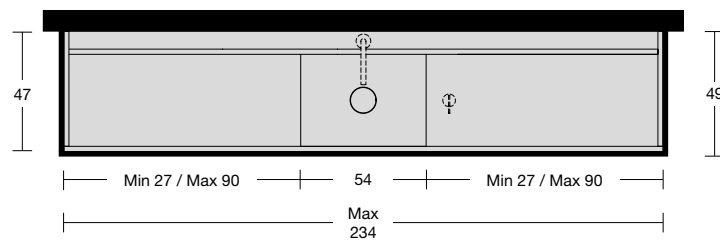
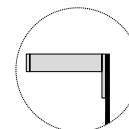
IN NICCHIA | WITHIN WALLS

IN NICCHIA | WITHIN WALLS



A PARETE CON FIANCHI DI CHIUSURA | WALL MOUNTED WITH CLOSED SIDES

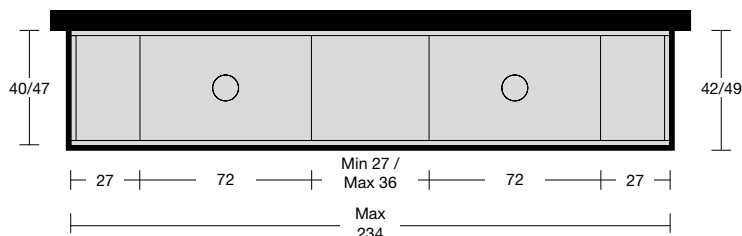
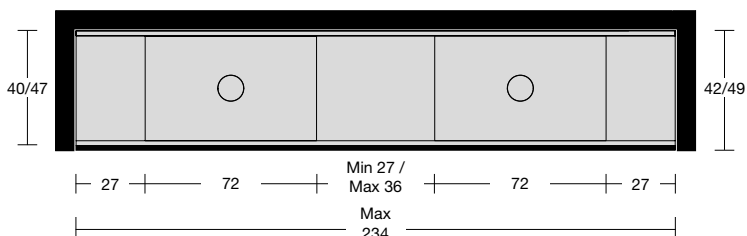
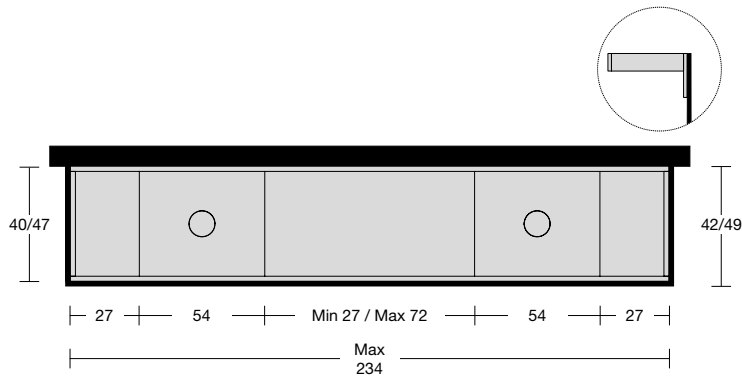
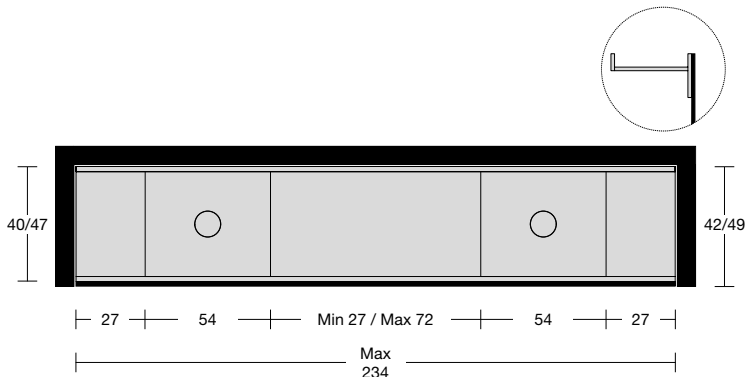
A PARETE CON FIANCHI DI CHIUSURA | WALL MOUNTED WITH CLOSED SIDES



**LAVABO DOPPIO | DOUBLE SINK**

IN NICCHIA | WITHIN WALLS

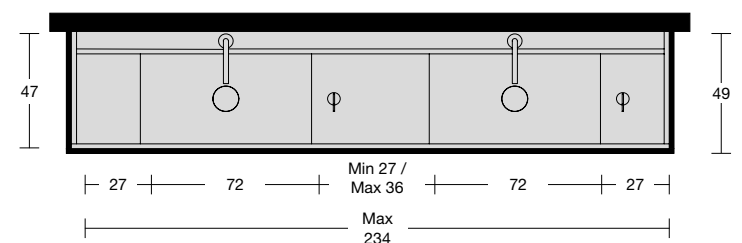
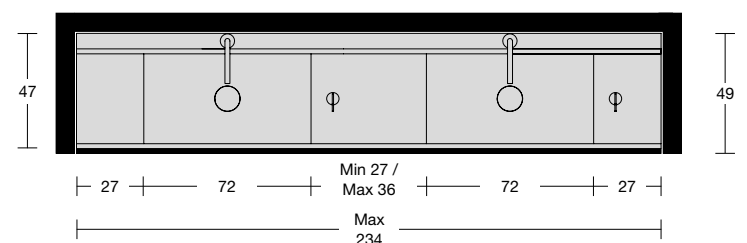
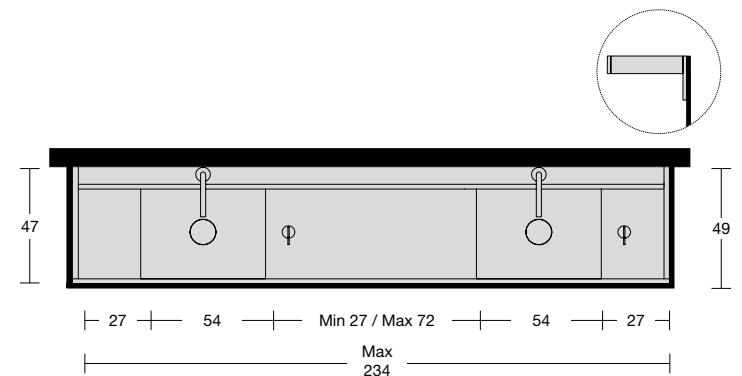
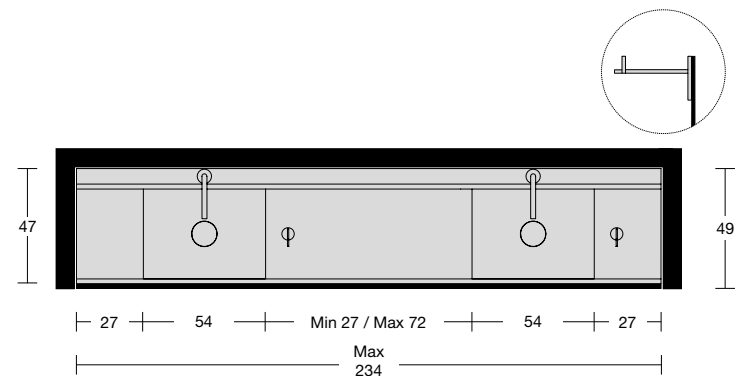
A PARETE CON FIANCHI DI CHIUSURA | WALL MOUNTED WITH CLOSED SIDES



**LAVABO DOPPIO CON CANALE | DOUBLE SINK WITH CANAL**

IN NICCHIA | WITHIN WALLS

A PARETE CON FIANCHI DI CHIUSURA | WALL MOUNTED WITH CLOSED SIDES





N.B: su tutte le varianti dei top Street vanno sempre aggiunte le staffe BRIDA.

Note: BRIDA brackets should always be added on all variations of the Street tops.

<i>h</i>	<i>p</i>	<i>l</i>	<i>art.</i>
10,5	35,5	13,5	<b>BRIDA35</b>

Staffa in acciaio per fissaggio a parete.

*Steel support for wall fixing.*

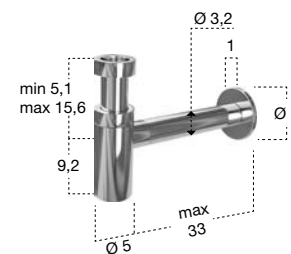


*art.*

**BRAGA**

Sifone in ottone regolabile in altezza per lavabi, nelle finiture disponibili.

*Brass siphon for sinks adjustable in height, in the available finishes.*



<i>l</i>	<i>art.</i>
da   from 108 a   to 234	<b>STREETLED</b>


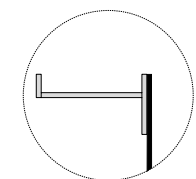
Illuminazione a led compresa di trasformatore per top con canale posteriore.

*LED lighting complete with transformer for top with back canal.*



**STREET furniture**


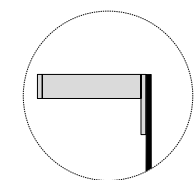
**top prof. 40 | 47 cm per mobili prof. 42 | 49 cm**  
*top 40 / 47 cm D for furniture 42 / 49 cm D*



<i>h</i>	<i>p</i>	<i>l</i>	<i>art.</i>
<b>25</b>	<b>40</b>	<b>da   from 108 a   to 234</b>	<b>STREET240</b>
	<b>47</b>	<b>da   from 108 a   to 234</b>	<b>STREET247</b>

Top in marmo o Moodlight per mobile senza fianchi di chiusura.

*Marble or Moodlight top for cabinets without closing sides.*



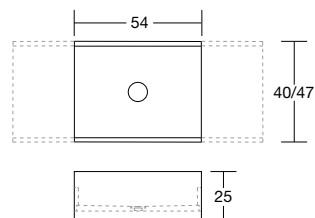
<i>h</i>	<i>p</i>	<i>l</i>	<i>art.</i>
<b>25</b>	<b>40</b>	<b>da   from 108 a   to 234</b>	<b>STREET540</b>
	<b>47</b>	<b>da   from 108 a   to 234</b>	<b>STREET547</b>

Top in marmo o Moodlight per mobile con fianchi di chiusura.

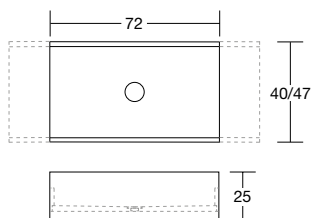
*Marble or Moodlight top for cabinets with closing sides.*

**LAVABI INTEGRATI | INTEGRATED SINKS**

Art. STREET4054 Prof. 40  
 Art. STREET4754 Prof. 47



Art. STREET4072 Prof. 40  
 Art. STREET4772 Prof. 47



Lavabo integrato in marmo o Moodlight.

*Marble or Moodlight integrated sink.*

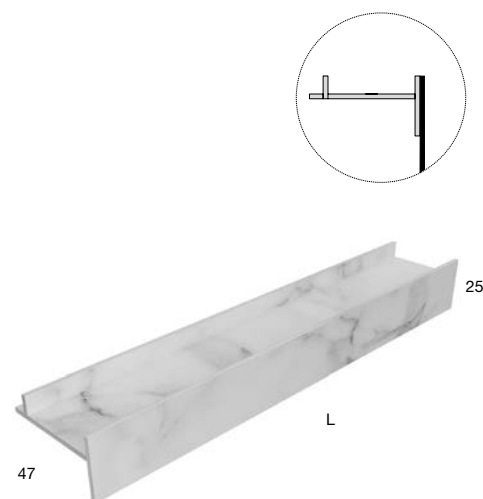


top prof. 47 cm per mobili prof. 49 cm  
top 47 cm D for furniture 49 cm D

<i>h</i>	<i>p</i>	<i>l</i>	<i>art.</i>
25	47	da   from 108 a   to 234	STREET447

Top in marmo o Moodlight, con canale posteriore per mobile senza fianchi di chiusura.

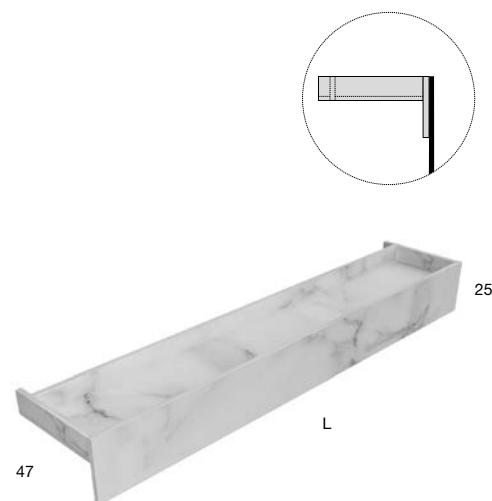
Marble or Moodlight top with back canal, for cabinets without closing sides.



<i>h</i>	<i>p</i>	<i>l</i>	<i>art.</i>
25	47	da   from 108 a   to 234	STREET647

Top in marmo o Moodlight, con canale posteriore per mobile con fianchi di chiusura.

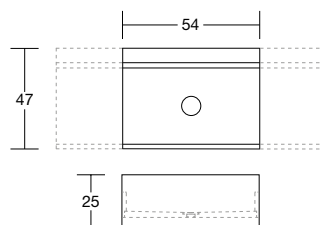
Marble or Moodlight top with back canal, for cabinets with closing sides.



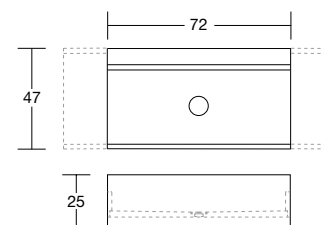
STREET

LAVABI INTEGRATI | INTEGRATED SINKS

Art. STREET24754 Prof. 47



Art. STREET24772 Prof. 47



Lavabo integrato in marmo o Moodlight.

Marble or Moodlight integrated sink.