



4th Edition

The Swatch Book

A stone worktop has become an indispensable feature of the modern kitchen. Not least, because they are far harder than laminate tops. However, the appeal of stone is also more instinctive, brought about by changes in the way we use and live in our homes.

A strong desire for stone stems from our innate need to bring tactile, natural materials into our homes that represent the world outside our window. This is inbuilt, human nature; it is what draws us to reach out and run a hand across an inviting looking stone surface.

This yearning for stone has been a tangible facet of kitchen design for some time. Consequently, the industry has seen significant growth over the last decade, and stone worktops frequently appear in the pages of House & Garden and Elle Decoration, dressing the very best kitchens. They are an indispensable foundation piece for your kitchen, and one of the key purchases for any project.

It is impossible to underplay the importance of finding the right worktop for your project. A well-chosen stone will elevate the look of your kitchen, seamlessly pairing with bespoke woodwork or equally elevating off the shelf cabinets and doors. It should be timeless, something to enjoy for years to come, as well as being of sufficient quality to withstand everything that will likely come its way over countless family dinners, celebrations and home baking afternoons.

But which stone?

The Caesarstone Swatch Book is designed to help you pick apart the stone industry, to understand differences between materials, and why Caesarstone finds favour over other options. Inside these pages you'll find guidance on the latest trends in colour, pattern and texture, alongside practical information around what makes for quality worktops, how to buy stone and what you can expect to pay. It is a companion piece, which can sit with you throughout the lifespan of your renovation project, providing the industry transparency that you need, the kitchen inspiration that you crave and arming you with enough facts to get the best worktop for your new kitchen.

Life in *Stone*

With a background in restoration, Roddy Clarke is an interior designer, stylist and journalist with a strong focus on the positive social and environmental impacts of design. He's a regular contributor to titles including Forbes, The Financial Times and ICON.

BY
RODDY
CLARKE



Under the *Surface*

Often deemed the biggest home improvement purchase, investing into a kitchen which stands the test of time is paramount to ensure a positive return on such an outlay. And, going beyond the monetary investment, installing a kitchen that is designed with the future in mind means paying close attention to the materials used and the configurations applied.

When designing a new kitchen, approaching it with a conscious mindset is key not only for the obvious environmental benefits, but also to ensure that you can maximise its use and longevity. From focusing on quality, to layouts that are more adaptable, creating a kitchen that will last starts from the very outset of the project. For responsible consumers, it can often be an added challenge to shop mindfully when faced with a project which is made up of multiple design decisions and an array of elements to consider. From appliances, to worksurfaces and cabinetry, blending your sustainable values with a cohesive, design-led

aesthetic is the biggest challenge but, rest-assured, thanks to an increase in innovation, awareness, and education, it is becoming easier to achieve.

While budgets are often the biggest restraint, it is important to understand the 'true' value of products and adopting the mindset of 'buying once and buying well' is a great place to begin. The lure of cheaper alternatives might seem attractive as the costs of a project begin to mount up, however, it can often result in having to replace components more regularly with a lower quality of raw materials normally reducing a product's resilience. In taking a longer-term perspective and opting for solid materials that have the durability to withstand daily use, as well as finishes that transcend fleeting trends and fashions, it can be paramount to the room's success. Because, as previously mentioned, when making such an investment, it deserves to remain as beautiful and relevant for as long as possible.





Looking at the buying process in more detail, it can be a minefield to decipher vague marketing terminology with words such as 'recyclable' or 'compostable' often used to give the illusion that a product has circular and sustainable values. By asking questions and gaining a deeper understanding into the source and manufacturing of each product, it allows you to see which brands are inherently transparent and willing to share such information. When researching materials, it is important to understand that while it might be recyclable, this is normally dependent on the recycling schemes and capacities within your local area. Unless the brand is offering a take-back scheme, or there are clear recycling processes which can be utilised, this term can often become irrelevant for materials and components used within a kitchen.

Understanding how to avoid greenwashing, or to spot it in the first place, is still a difficult challenge but, in sticking to a timeless design mentality, it will assist in driving you away from such pitfalls. For worksurfaces, which endure the most use within a kitchen space, opting for manufacturers which have guarantees and certifications in place is a positive signal to look out for. Long-term or lifetime warranties not only provide reassurance of a product's quality, but it also means that companies are more than likely to take-back damaged worksurfaces and manage the recycling or the repurposing of them responsibly. Responsible manufacturers will also be able to offer traceability into the products they make through ESG and EPD certifications. If not readily available online,

asking for such details at the outset of a project will certainly help in guiding you to make more informed, sustainable decisions. And, while the environmental qualities of a product is important, don't forget to explore the ethical implications of its manufacture too – a discussion topic many factories can often try to avoid.

When considering the future of a kitchen, it can often be difficult to future-proof its design as your needs and requirements change over the course of time. Expanding a family or altering the structural layout of a home can impact how you might use the space in years to come. If working with a designer, explore component-driven design options which allow you to remove or replace individual cabinet sections, worktops or appliances if needed, without the need to replace an entire kitchen. Opting for moveable islands, or cabinets that can be detached easily from the wall, are also ways to explore the concept of a kitchen which can adapt and transform with you.

While these design decisions contribute towards a greener, and more circular, solution, it is also important to ensure they fall in line with your aesthetic preferences. Ultimately, creating a kitchen that you love, and will continue to admire as time goes on, is crucial, so, in buying once and buying well, discover the beauty found in adopting a timeless approach to both aesthetics and functionality. Resulting in a kitchen that stays pristine and elegant, it is set to remain as the thriving 'heart of the home' for generations to come.

550 Silvax



5101 Empira Black



Design
Advice

Country Life's Executive and Interiors Editor, is an interior design expert and book author with a career spanning decades, including roles at The Telegraph and The World of Interiors.

BY
GILES
KIME



The Best of Old & New

How Country Life's Interiors Editor, Giles Kime and his wife Kate are using Caesarstone in the restoration of their 17th-century cottage, creating a kitchen and bathroom with a timeless look and the benefits of 21st century luxury

The reason the cottage we are restoring has survived for so long, in such remarkable shape, is thanks to the materials used to build it, in particular the oak beams used to form the frame core of the structure in 1630. They are as good as new, an example of the benefits of high quality materials that have influenced the decisions we made when planning the first major changes since the 1950s, not least because we don't want the expense or upheaval involved in changing the house again (or the detrimental effect that this would have on the environment). With this in mind, we've laid

stone floors throughout, had timber windows made by a highly skilled local joiner and chosen Caesarstone for both the kitchen and bathroom.

When investing in a space that will see so much daily use, we went in search of a beautiful and hardworking material that is not only hygienic and durable - but also non porous, low maintenance and resistant to both heat and stains such as red wine and lemon juice. Of all the surfaces we considered for this purpose Caesarstone won hands down; like so many of the most successful options for domestic interiors, it combines the strength and good looks of natural raw materials with the benefit of technical innovation that the company has been pioneering for over 50 years. When compared to timber and stone surfaces, Caesarstone is the only material that comes near.



Appearance was also of the utmost importance. When we found ourselves with an opportunity to transform a house that has been home to generations of farmers (and more recently wheelwrights and weavers) for almost 400 years, we felt it was important that our choices were sympathetic. But we haven't set out to turn back the clock. Instead, we are combining the best of new and old. While we've installed some cutting edge technology, such as an innovative underfloor heating system, insulation and a bioethanol fire, the period look is being achieved through colour and texture, an area where Caesarstone excels, from modern finishes that create a crisp, contemporary look to those with the warmth and visual interest of carved stone.

We've chosen London Grey because it has the perfect subdued tone for the simple, sympathetic look we want to achieve. The kitchen we are planning will be shaker-inspired to create a timeless look. The cabinetry will be painted in Farrow & Ball's French Gray and the island in Mahogany. We chose the latter to reflect the large amount of dark posts and beams. Our builders created a steel frame that will support this part of the house, which was originally a cattle shed and not as well constructed as the heart of the cottage.

In the Victorian period, the cattle shed was converted into living space with a workshop upstairs where we have created a bedroom with an ensuite. Having fallen in love with Caesarstone's London Grey, we were keen to include it in our plans for our bathroom, around the bath and also around the double vanity unit. We had previously specified marble for another bathroom and as a porous material, it was extremely time consuming to maintain, becoming discoloured and losing its smooth finish.

Much of the focus of this project was also on sustainability; we have made the new spaces as thermally efficient as possible and chosen appliances that are energy efficient. In everything we have specified, the capacity for longevity has been of vital importance. You only need to visit a local recycling centre to see the problem of inbuilt obsolescence. Yet take care in the choices you make and longevity becomes a realistic goal; any historic house reveals that quality was once woven into the warp and weft of manufacture and it created interiors that last. With the benefit of a lifetime warranty, Caesarstone offers the chance to create a kitchen with a capacity to last for a generation, if not two.



*Why choose
Caesarstone?*



Design & Heritage



Caesarstone has been at the forefront of surface design and innovation for nearly 40 years and we continue to lead the industry today.

With every new product, our design process begins with the same consideration; an exploration of the world outside our window. Whether it is the motion and beauty of a changing coastline, the stillness and calm of the desert landscape, or the urban textures and patinas seen in our towns and cities, it is crucial for us to experience and observe the world around us.

Central to the appeal of every Caesarstone product is the careful intervention of human craftsmanship and a keen consideration of design applied to these creative references.





Tested & Trusted

Each expertly crafted Caesarstone slab meets the highest technical standards and promises a lifetime of elegance for the home, meeting the demands of even the busiest of kitchens. Caesarstone's commitment to international standards, testing and certification is reflected in its adherence to global third-party material declaration programmes, including Red List and Declare. With transparent and comprehensive product information for complete peace of mind, Caesarstone is trusted globally as the surface brand of choice by thousands of homeowners every year.

Lifetime Warranty

From the selection of the very best raw materials, through meticulous R&D processes, testing and quality control, Caesarstone designs and engineers premium surfaces with an unrivalled focus on style and quality. With nearly four decades of expertise, Caesarstone surfaces will look beautiful for a lifetime, even when installed in the busiest of homes. Every Caesarstone surface is covered with a Lifetime Warranty, making it a discerning investment in style, substance, and quality for your home.

caesarstone.co.uk/warranty

Exceptional *Customer Service*

Whether you need some helpful advice, guidance on your project or would just like to speak to someone, we're here to help you. You'll find plenty of design inspiration and interiors tips on our website and social channels or you can reach us by phone or email to discuss your project in more detail. Should any issues arise, we have a team dedicated to helping you and ensuring that dealing with us is an easy and pleasant experience.

Email us on
info@caesarstone.co.uk

Phone us on
0208 216 6100





Sustainability & ESG

For us, sustainability is more than a goal. It's a principle. Aligned with the essence of our time, nature, and humanity, we hold a steadfast commitment to our planet's well-being. We invest in sustainable and safety-oriented initiatives across our product lifecycle. From design to manufacturing to fabrication to end use, we take responsibility for promoting practices capable of leading change in our market towards a greener future.

You can find out more about our sustainability practices and read our updated ESG report here: caesarstone.co.uk/sustainability.



Caesarstone has been at the forefront of surface design and innovation for almost 40 years and we continue to lead the industry today.

A world of *influences*

With every new product, our design process begins with the same consideration; an exploration of the world outside our window. Whether it is the motion and beauty of a changing coastline, the stillness and calm of the desert landscape, or the urban textures and patinas seen in our towns and cities, it is crucial for us to experience and observe the world around us.

It's no surprise that nature inspires so much of the work of Caesarstone's design team. We benefit from spectacular surroundings – stunning desert landscapes, sheer mountain faces to coastlines and archaeological reminders of classical antiquity – all within a short drive of our design facilities.

*“Nature is a part of us, and we are a part of nature, we interact with it and can be inspired by it, and we seek to protect it in crafting our sustainable surfaces. This is a **Life in Stone.**”*

Mor Krisher
Head of Product Design at Caesarstone



We are surrounded by the beauty of the natural world.

This awe-inspiring environment helps us develop our product collections, with an expansive suite of colours inspired by our affection for marbles, granites and quartzites. Central to our design philosophy is our interpretive approach of the natural world. How can the patterns, textures and movements we see in the world around us be transformed into something unique and individual?

Much like no quarried slab is alike, the organic motifs within our range are inimitable with their own influences and creative journeys. They originate with the continued search for inspiration in the external environment and the delicate craftsmanship of human intervention.

When creating the darker colours throughout our collection we turned our attention to the surrounding desert scenes where natural stones are scorched by day and frozen by night, weathered by this endless cycle to produce the most wonderful patinas and textures.

We studied a huge variety of black and dark stones, and they all had their own characters, some very simple and minimalist and some that were full of detail and vibrancy. They all evoked different feelings within the design team; some stones felt naturally warm and comforting, while others had patterns and texture that felt epic in scale, reminiscent of the vast and rugged landscape from which they came. Each design brings a striking appeal into the home and connects us to the nuance and power of nature.

The changing textures and weathered patinas seen in our towns and cities inspires us as much as the deserts, forests, and shorelines of our world. These creative references energised us in the development of a portfolio of highly tactile, matt finishes and designs that form a part of the revival of modernism, a rethinking of our relationship with concrete and a rekindling of our romance with industrial architecture.

With energetically styled surfaces that reflect the authentic textures of raw manufacturing, such as oxidized steel, poured plaster and raw concrete, each surface provides a creative foundation to explore the industrial aesthetic.



Our Porcelain Collection presents a remarkable new aesthetic that is redefining kitchen countertops, with richer colours, bolder designs, larger patterns, and wonderful tangible textures for both interior and exterior applications. This was made possible through Caesarstone's design expertise and an advanced slab production method that harnesses cutting-edge technology and stems directly from in-depth curation and research.


The Porcelain Collection exhibits a clear focus on bolder designs with delicate blue and green capillaries, dominant arteries that take on a romantic interpretation, resembling sea foam, and furthering our exploration of the industrial look featuring interpretations of concrete and cement unique to the material.

Most recently, the transformative experience of stone is the inspiration for Caesarstone's latest collection of surfaces, the Time Collection.

Caesarstone's collection personifies the passage of time, giving things shape in the heart of the home and translating this idea in a practical and usable way. Time's markings are etched into the fluid puddles and sketched fissures weave their way into the cloudiness of Dreamy Carrara, the delicacy of Solenna and the translucency of Brillianza, introducing a softer presence to interior spaces.

Central to the appeal of every Caesarstone product is the careful intervention of human craftsmanship and a keen consideration of design applied to these creative references.

This is our signature touch which offers the necessary refinement of each product, until we have the perfect worktop for the heart of your home.



From left to right
5140 Dreamy Carrara
508 Isobellia
5310 Brillianza
5113 Solenna
507 Marbannova



At Caesarstone we produce two different types of surface, Mineral & Quartz and Porcelain. All our surfaces combine aesthetically pleasing design with superior technical qualities, making either surface choice ideal for your kitchen project. Below you'll find an explanation of how the two surfaces differ and an explanation of the different surface finishes available.

Choosing your *perfect* surface

Quartz & *Mineral*

Caesarstone pioneered the premium engineered stone market in 1987 and nearly forty years later, the brand continues to lead with design and material innovations that provide the widest choice of aesthetic and technical options for the contemporary interiors sector.

As the next step in our continuous drive for improvement, we are introducing Caesarstone Mineral Surfaces. Comprising a unique blend of Quartz, Feldspar, advanced innovative materials, and an increased percentage of recycled materials, Caesarstone Mineral Surfaces have been developed using our unrivalled expertise and advanced technology, resulting in extreme resistance, durability, aesthetics, and versatility.

As the industry's trusted leader, we are leveraging our expertise to progressively transition more designs from Quartz to this Low-Silica alternative that delivers a more advanced and sustainable solution, whilst adhering to the most demanding of international quality standards.

Scratch, stain and heat resistant, both our Quartz and Mineral Surfaces offer a variety of colours, tones and textures that will remain timelessly beautiful, and with a lifetime warranty for complete peace of mind.

Each surface showcases Caesarstone's design qualities; the diverse inspirations we look to have been met with the careful application of human craftsmanship from our award-winning design team. The result is a collection of surfaces that meet the needs of contemporary living with the aesthetic demands of the most discerning households.






Range finishes




Rough Concrete

A complex rugged look and feel, Rough finish is based on advanced technologies that create a compelling tactile experience. Surfaces get the distinctive effect of coarse industrial materials, yet remain smooth enough for easy cleaning and offer an intensified sense of real depth with heightened colour.




Concrete

A lightly textured complexion, Concrete finish is inspired by the granular tactility of smooth concrete with a low reflection of light. Its faint grainy touch evokes the sensation of an organic material that is powerfully strong.



Natural

A lightly textured satin sheen, Natural finish evokes the warm, supple feeling like caressing a small, smooth stone. It gently enhances the depth of color and pattern that make the surface unique, especially with darker shades.



Honed

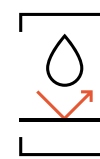
Smooth to the touch and gentle on the eye, Honed finish offers a matte, low-gloss organic luminosity. Its subtle aesthetics is combined with a modest muted quality, adding delicate sophistication to the surface.



Polished

With its high-gloss smoothness, Polished finish emphasises the surface features with its stunning luster. It attracts light and reflects it with elegance, illuminating the space around it with a natural brilliance that makes it seem larger and luxurious.

Benefits



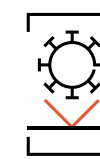
NON-POROUS



DURABLE



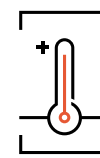
EASY TO CLEAN



HYGIENIC



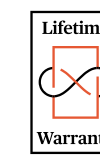
STAIN FREE



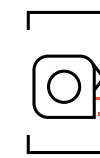
HEAT RESISTANT



SCRATCH RESISTANT



ENDURING QUALITY



EASE OF INSTALLATION



ENVIRONMENTALLY FRIENDLY

Porcelain

The Caesarstone Porcelain Collection offers a striking set of daring designs, each of which embodies innovative properties that elevate these high-performing surfaces into the ultimate statement feature.

A highly technical material, the Porcelain Collection is a dream to work with, allowing you the freedom and flexibility to create outstanding spaces. The performance is matched by its aesthetic excellence, illustrated through the captivating interplay of versatile colours, tactile textures, and dynamic movements.

Caesarstone Porcelain delivers a high degree of durability and strength for added safety and peace of mind that boosts dynamic living and creativity, indoors and outdoors.

By blending delicate beauty and reinforced strength, Caesarstone's cutting-edge knowhow is packed into the physical properties that set the bar for porcelain worktops.

The forward design of our Porcelain collection achieves striking colour schemes, bolder veins, dramatic textures, and magnified patterns in breakthrough surfaces that are simple to care for and maintain. New finishes include the beautiful sheen of our Silk finish, and a rough Stone finish that also features our In-Sync technology for seamless design continuity across the edge profile.





Range finishes




Ultra Rough

A highly tactile finish, Ultra Rough, brings an added dimension of materiality inspired by the tactility of crude rocks, industrial metals, and concrete. Its distinctive granular touch ensures the highest durability for ease of use, while reinforcing organic nuances.



Silk

Silky with a warm lustre and a soft, smooth feel, the Silk finish drapes the surface in a shimmering overlay. Light glides gently over it, creating a luxurious appeal that adds a dimension of softness and comfort.



Honed

Smooth to the touch and gentle on the eye, Honed finish offers a matte, low-gloss organic luminosity. Its subtle aesthetics is combined with a modest muted quality, adding delicate sophistication to the surface.



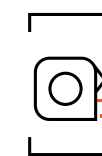
Stone

Tenderly tactile with a pleasant radiance, Stone finish has the ambiance of a weathered rock that is comforting and genuinely authentic. Its satiny gleam is only slightly embossed and irregular in depth, like the soothing touch of a semi-smooth stone.

Benefits



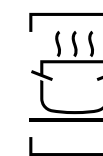
SUPERIOR STRENGTH



RELIABLE FABRICATION & INSTALLATION



SCRATCH RESISTANT



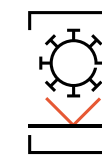
EXTREME-HEAT RESISTANT



NONPOROUS & STAIN RESISTANT



INDOORS & OUTDOORS



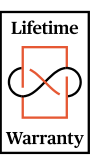
HYGIENIC



EASY TO CLEAN



ENVIRONMENTALLY FRIENDLY



LIFETIME WARRANTY



How to choose *your perfect Caesarstone surface?*

01. Take your time and don't compromise

A stone kitchen worktop is a must for any stylish kitchen. Choosing the right worktop for your scheme is critical, it is such a large surface area and therefore an incredibly important element if you wish to elevate your kitchen from good to gorgeous.

Of course, your worktop needs to look great and be exceptionally well crafted – after all, you are going to use it a lot! Take care and attention in choosing the right one, it's an important investment piece for your kitchen. Typically, the worktop should account for around 20% of the overall kitchen renovation budget.

With a vast range of beautiful colours, designs and textures to choose from, all backed by a lifetime warranty, Caesarstone is an investment worth making, ensuring you'll end up with a worktop you'll love for years to come.

Clockwise from bottom left

- 506 Mirabel
- 4011 Cloudburst Concrete
- 5151 Empira White
- 4033 Rugged Concrete
- 413 White Ciment



02.

Refine your design choice

Caesarstone was the first brand to develop engineered quartz surfaces in the late 1980s, in response to the inherent failings that people found with natural stone, which can be prone to cracks, staining and require regular resealing. Since then, we have become renowned for our technological innovation and trend-leading designs.

In the 1990s, quartz surfaces came in an array of mostly plain and sometimes fairly 'vibrant' colours, and often included 'mirror chips' in the finished surface. As the surface industry grew, designs got more sophisticated. In another first, Caesarstone began to design and craft surfaces with a wholly more natural feel and the brand started work on the Supernatural Collection around 2010. By this time, Caesarstone was crafting stone surfaces that looked as good as or better than quarried granite, marble, or travertine, while also outperforming them on durability.

Caesarstone's contemporary collection of surfaces contain some of the most coveted

designs available; Statuario Maximus can be found on many Instagram influencers' kitchen island. Empira White and White Attica are equally unique and sought after offering a beautiful alternative to white marble. If you're looking for something more textured Cloudburst Concrete is amongst the prettiest of our concrete-inspired designs, while Rugged Concrete serves up a more robust flavour, White Ciment offers an alternative option on texture with its fabric-like texture and creamy colourway. Our Porcelain collection offers another leap forward in design with striking bold-veined designs such as Mirabel or Striata, or intensely earthy designs such as Mosstone.

Our advice is to browse the Caesarstone collection via the swatches in this Swatchbook or our website caesarstone.co.uk/catalogue from there you can refine your choice down to one or two options. Once you have a good idea of your favourite you can order samples for free, right to your front door, so you can take a closer look at the colour and texture of your chosen options.



6338 Woodlands



6131 Bianco Drift

03.

Making your choice

Once your samples have arrived take the time to mull them over and start thinking about your design scheme. If you already have themes and colours in mind, then now is the time to see how each sample works alongside this, or to start putting together a couple of ideas based on your chosen samples.

Our beautifully designed surfaces can be hard to choose from just a small sample. Their colour tones elegantly change and, particularly for the more complex designs, can differ across the width and height of a full slab (which comes in a minimum of 3m x 1.4m).

The finished effect of these highly organic styles when installed is stunning. However, it makes it worthwhile to employ several different tools when choosing your perfect design. Within this Swatch Book, you will find pictures of each surface in the Caesarstone range. Each product has two pictures; the smaller shows a close up of the pattern while the larger one shows the full slab.

Once you've honed your choices down to one or two favourites and ordered your samples from the Caesarstone website there are a number of other ways you can view and experience our products to ensure you have complete confidence you're choosing the perfect product for your kitchen.





Visit a Showroom

Caesarstone UK has three showrooms. One in London, one in Manchester and one in Dublin. You can book an appointment to view our large-scale slabs and receive trusted advice from our Caesarstone consultants.

Book your appointment easily online:

info.caesarstone.co.uk/visit-our-studios

Visit our virtual showroom

If you can't make it to our showrooms in person, you can visit virtually via the website. Here, you'll be able to manoeuvre around the showroom and stand in front of each design as if you were there in real life. Enabling you to view slabs in high resolution, access product information and explore our range.

info.caesarstone.co.uk/virtual-tour

Use our online visualiser

An online Visualiser tool lets you select a particular product or combination of products and apply to those to different kitchen designs and layouts.

caesarstone.co.uk/online-visualiser

Visit a Caesarstone display

As a well-known and much beloved brand in the kitchen industry you will find Caesarstone displays up and down the country in premium kitchen showrooms and fabricators. You can see which local showrooms display Caesarstone using the 'where to buy' function on our website.

caesarstone.co.uk/where-to-buy

Browse for inspiration

Whether you're looking for design ideas or looking for a particular surface our blog and social channels are a great place to turn to. Showcasing a myriad of real life kitchens and full of helpful advice and design inspiration, these channels are sure to provide you with everything you need to explore our brand and products further.

Blog: blog.caesarstone.co.uk

Instagram: [@Caesarstone_uk](https://www.instagram.com/Caesarstone_uk)

Facebook: facebook.com/CaesarstoneUKIE

Pinterest: [@caesarstoneuk](https://www.pinterest.com/caesarstoneuk)

Sign up to our newsletter

Finally, don't forget to sign up to receive Caesarstone updates, which include new product news, real life kitchens and provide a lot more inspiration and information to help you on your journey.

One more thing to note

Due to the highly technical nature of premium engineered stone surfaces, natural variances within the raw materials used, including environmentally friendly recycled material components, it is difficult to guarantee 100% uniformity in tone, pattern and texture between samples and slabs, and across different slab batches.

It is entirely normal to find some variation in relation to images, samples, or retail installations that you may see as you choose your stone. This is normal and applicable to all similar surfaces.

Caesarstone suggests that you see as many images of your preferred surface as possible, as well as displays, samples and installations. Your fabricator may be able to show you specific slabs available for your project.

Talk to the Caesarstone team, for further advice and see our website for additional support and information:

info@caesarstone.co.uk

How do you *buy it*

Caesarstone slabs are extremely large and heavy, not dissimilar to a piece of quarried marble or granite. They need to be handled and cut by professional stone masons or fabricators using specialist machinery.

Fabricators, experts in kitchen countertops, will know how best to template, cut and install Caesarstone worktops for this particular type of installation. They will also know how to make the most of the design that you have picked, matching patterns across joins, backsplashes, and upstands, for example.

If you are working with a kitchen studio then they will most likely organise the fabrication of your Caesarstone worktop for you as part of the overall project. Most good independent kitchen studios use Caesarstone products in their designs and will already work closely with one or two fabricators.

However, if you are managing your own kitchen renovation project and sourcing your worktop directly, then Caesarstone can help you find a good stonemason or fabricator in your area – visit the 'See & Buy' section of the UK website. You can also request a quote from local suppliers. Your fabricator will be able to advise you on how to level your cabinetry in preparation for the Caesarstone top and on any specific design features.

As with any building project, it is advisable to get several quotes. Prices can vary depending on the types of stone that fabricators promote so it's worth making sure that alternative materials that you may be offered meet the same high standards of Caesarstone.


Caesarstone products are incredibly durable and non-porous, making them virtually maintenance-free. Unlike granite or marble surfaces, they don't require sealing. For the majority of kitchen spills a little bit of soap and warm water is all that is required to keep them hygienic, clean, and looking their best. For more information on caring for your surface head to the Care and Maintenance section on our website.

Producing high quality surfaces is of the upmost importance to us. We're so confident in our products suitability and resilience for your kitchen that we offer a lifetime warranty across all indoor residential applications of our products.

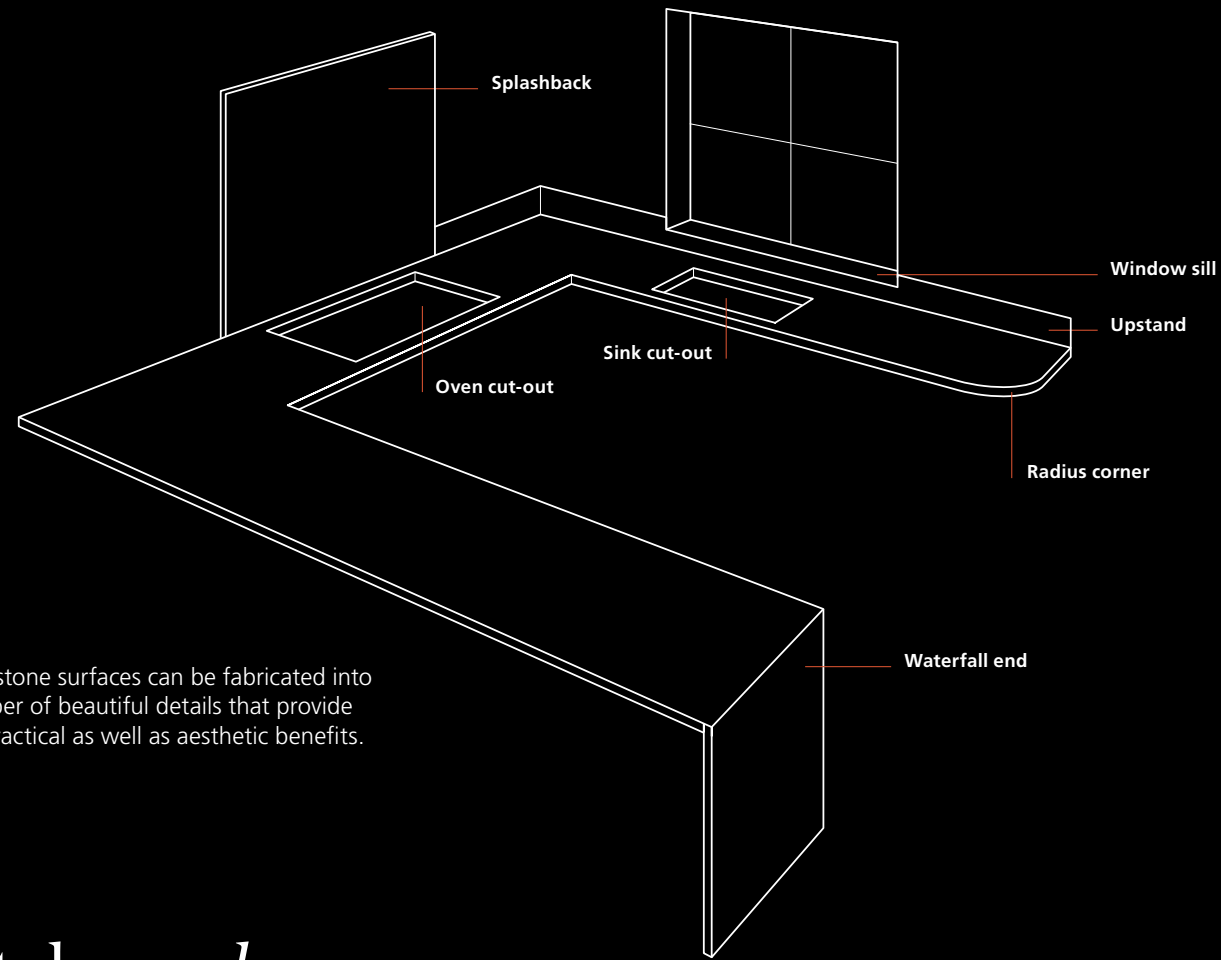
For certification and ESG commitments visit caesarstone.co.uk/our-environmental-commitment

For more information on our warranty visit caesarstone.co.uk/warranty

If you need further guidance, email us info@caesarstone.co.uk



Anatomy of a worktop

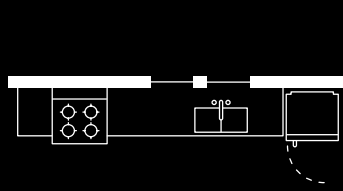


Caesarstone surfaces can be fabricated into a number of beautiful details that provide both practical as well as aesthetic benefits.

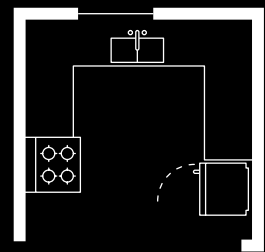
Kitchen plans

These are some of the most popular kitchen layouts, with something to suit most spaces.

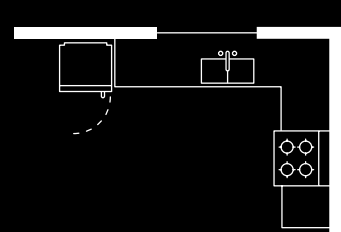
One wall



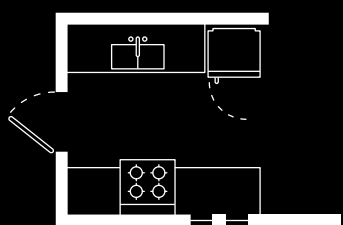
The U



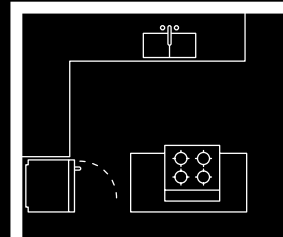
The L



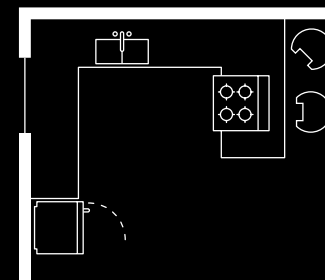
The galley



The island



The peninsula



Cutting a slab for a U-shaped kitchen

This example shows how a single slab of Caesarstone might be cut for a compact U-shaped kitchen, showing a cut-out for a hob, whilst allowing for a 100mm upstand around the entire length of the work surface and a 10mm overhang.



Care & Maintenance

Cleaning

Everyday Cleaning

- Just use water and a mild detergent or a spray-and-wipe type cleaner on a soft cloth or non-abrasive scourer. Then rinse with water and dry with a soft cloth or paper towel.
- Wipe up wet spills to prevent limescale forming.
- Check each cleaning product first on an inconspicuous area to ensure that it doesn't damage the surface.

Stubborn Stains

- Gently rub the area with an approved cleaner and a soft cloth or paper towel.
- Clean a larger area than the stain itself using circular motions.
- Rinse with water and dry with a soft cloth or paper towel.
- Repeat the process if you still see the stain.

Dried Spills

- Carefully scrape away dried material such as food, gum or nail polish with a plastic putty knife and then clean the surface with a damp cloth.

Metal Marks

- Metal objects such as knives, metal pots, keys and belt buckles can sometimes leave metal residue on the surface. This is easy to remove as described in 'Stubborn Stains', or by rubbing gently with a latex eraser.

Limescale

- Pour white vinegar on the limescale and leave it to soak for 30 minutes. Rub gently with a non-scratch scourer using wide strokes, then rinse with plenty of water. If necessary, repeat until the limescale is removed.

Rust Marks

- Place a small amount of Bar Keepers Friend® Cleanser (powder) on a damp cloth. Do not use an abrasive scourer. Wipe very gently in a circular motion. Rinse thoroughly with warm water and dry with a soft cloth or paper towel.
- Follow these instructions carefully to avoid damaging the surface.

Surface care

Surface Finishes

- Caesarstone finishes other than Polished may need a little more daily maintenance due to their unique patterns and finishes.

Scratch Resistance

- Caesarstone surfaces are scratch resistant. However, avoid using sharp objects such as knives or screwdrivers directly on the surface – always use a cutting board.

Heat Resistance

- Sudden and extreme heat, as well as prolonged or direct heat, can damage all natural stone surfaces, including Caesarstone, especially close to edges. Therefore, always place hot cookware or cooking units such as electric frying pans, crock pots or toaster ovens on trivets, and not directly on the Caesarstone surface.

Dark Surfaces


- Dark surfaces, objects and furniture are characteristically more prone to showing fingerprints and other signs of daily living than light surfaces. As such, dark Caesarstone models may need a little more daily maintenance.
- Dark Caesarstone models, as all dark surfaces, tend to be more sensitive to scratch marks. It is therefore important to protect the surface from sharp objects by using a cutting board.
- Limescale may be more visible on dark models than light models so liquid should not be left to dry out on the surface.
- Use of cream-textured cleaning products is not recommended on dark surfaces.

Protection

- Do not let your Caesarstone surface come into contact with strong acids or alkalis, oxidisers or similar materials, regardless of pH.
- Do not use harsh cleaning products such as: oven/grill cleaners, dishwasher polishing agents, lye, caustic soda, acetone, paint strippers or any products containing trichloroethane or methylene chloride.
- Do not use plant-based cleaning agents as they may cause a chemical build up.
- If the surface comes into contact with any products that might damage it, rinse immediately with plenty of water.
- Use of cream-textured cleaning products is recommended mainly for stubborn stains and not for routine cleaning.
- After cleaning, thoroughly rinse off any cleaning materials with water.
- Do not allow dirt or liquids to remain on the surface for a long time.
- If you use a cleaning product that is not on our list of recommended cleaning products, check first on an inconspicuous area that it doesn't damage the surface.
- Do not use abrasive scourers as they can damage the finish/sheen of your Caesarstone surface.




Quartz & Mineral




1141 Pure White
2141 Snow
5121 Layalite
5112 Aterra Blanca
4600 Organic White
5141 Frosty Carrina




5113 Solenna
5140 Dreamy Carrara
6141 Ocean Foam
4141 Misty Carrara
5311 Calacatta Nuvo
4001 Fresh Concrete




4011 Cloudburst Concrete
5031 Statuario Maximus
5151 Empira White
5171 Arabetto
5110 Alpine Mist
1001 Riverlet




5143 White Attica
4601 Frozen Terra
5000 London Grey
6131 Bianco Drift
5310 Brillianza
5212 Taj Royale




4044 Airy Concrete
6134 Georgian Bluffs
4004 Raw Concrete
4130 Clamshell
1002 Wyndigo
4023 Topus Concrete



6046 Moorland Fog
4043 Primordia
4230 Shitake
4030 Pebble
5133 Symphony Grey
6313 Turbine Grey




4033 Rugged Concrete
4120 Raven
6338 Woodlands
5810 Black Tempal
3100 Jet Black
5820 Darcrest



5100 Vanilla Noir
5101 Empira Black

In the Republic of Ireland and Northern Ireland, some colours may be available with an extended delivery lead time. Please consult your Caesarstone sales representative or email info@caesarstone.co.uk for more information.

Porcelain




110 Whitenna
501 Snowdrift
502 Sleet
531 Libretta
504 Lumena
503 Circa



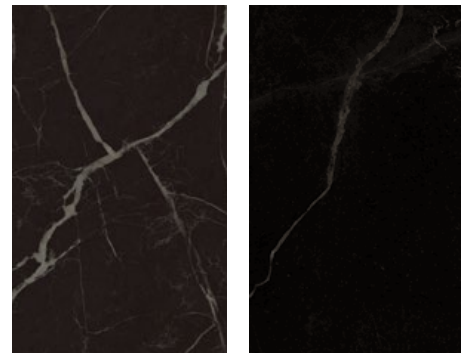
506 Mirabel
581 Lucillia
413 White Ciment
507 Marbannova
505 Archetta
508 Isobellia



580 Fume
410 Aluminous
543 Marenstone
550 Silvax
542 Mosstone
544 Auralux



512 Transcenda
513 Striata
411 Concrita
533 Silverdrop
516 Locura
514 Emprada



511 Smokestone
510 Impermia

In the Republic of Ireland and Northern Ireland, some colours may be available with an extended delivery lead time. Please consult your Caesarstone sales representative or email info@caesarstone.co.uk for more information.




Quartz &
Mineral
Collection

1141
Pure White
Polished Finish

2141
Snow
Polished Finish

◀ Full Slab
▼ 1:1 Scale Swatch

Full Slab ▶
1:1 Scale Swatch ▼



5121
Layalite
Honed Finish

5112
Aterra Blanca
Polished Finish

◀ Full Slab
▼ 1:1 Scale Swatch

Full Slab ▶
1:1 Scale Swatch ▼




4600
Organic White
Polished Finish

5141
Frosty Carrina
Polished Finish

◀ Full Slab
▼ 1:1 Scale Swatch

Full Slab ▶
1:1 Scale Swatch ▼





5113
Solenna
Polished Finish

◀ Full Slab
▼ 1:1 Scale Swatch



5140
Dreamy Carrara
Honed Finish

Full Slab ▶
1:1 Scale Swatch ▼



6141
Ocean Foam
Polished Finish

4141
Misty Carrera
Polished & Honed Finish

◀ Full Slab
▼ 1:1 Scale Swatch

Full Slab ▶
1:1 Scale Swatch ▼



5131
Calacatta Nuvo
Polished Finish

4001
Fresh Concrete
Concrete Finish

◀ Full Slab
▼ 1:1 Scale Swatch

Full Slab ▶
1:1 Scale Swatch ▼



4011
Cloudburst Concrete
Rough Concrete Finish

5031
Statuario Maximus
Polished Finish

◀ Full Slab
▼ 1:1 Scale Swatch

Full Slab ▶
1:1 Scale Swatch ▼






5151
Empira White
Polished Finish

◀ Full Slab
▼ 1:1 Scale Swatch



5171
Arabetto
Polished Finish

Full Slab ▶
1:1 Scale Swatch ▼



5110
Alpine Mist
Polished Finish

1001
Riverlet
Honed Finish

◀ Full Slab
▼ 1:1 Scale Swatch

Full Slab ▶
1:1 Scale Swatch ▼




5143
White Attica
Polished Finish

4601
Frozen Terra
Concrete Finish

◀ Full Slab
▼ 1:1 Scale Swatch

Full Slab ▶
1:1 Scale Swatch ▼



5000
London Grey
Polished Finish

6131
Bianco Drift
Polished Finish

◀ Full Slab
▼ 1:1 Scale Swatch

Full Slab ▶
1:1 Scale Swatch ▼



5310
Brillianza
Polished Finish

5212
Taj Royale
Polished Finish

◀ Full Slab
▼ 1:1 Scale Swatch

Full Slab ▶
1:1 Scale Swatch ▼




4044
Airy Concrete
Rough Concrete Finish

6134
Georgian Bluffs
Polished Finish

◀ Full Slab
▼ 1:1 Scale Swatch

Full Slab ▶
1:1 Scale Swatch ▼



4004
Raw Concrete
Concrete Finish

4130
Clamshell
Polished Finish

◀ Full Slab
▼ 1:1 Scale Swatch

Full Slab ▶
1:1 Scale Swatch ▼



1002
Wyndigo
Honed Finish

4023
Topus Concrete
Rough Concrete Finish

◀ Full Slab
▼ 1:1 Scale Swatch

Full Slab ▶
1:1 Scale Swatch ▼



6046
Moorland Fog
Polished Finish

4043
Primordia
Rough Concrete Finish

◀ Full Slab
▼ 1:1 Scale Swatch

Full Slab ▶
1:1 Scale Swatch ▼




4230
Shitake
Polished Finish

4030
Pebble
Polished Finish

◀ Full Slab
▼ 1:1 Scale Swatch

Full Slab ▶
1:1 Scale Swatch ▼




5133
Symphony Grey
Polished Finish

6313
Turbine Grey
Polished Finish

◀ Full Slab
▼ 1:1 Scale Swatch

Full Slab ▶
1:1 Scale Swatch ▼




4033
Rugged Concrete
Rough Concrete Finish

4120
Raven
Polished Finish

◀ Full Slab
▼ 1:1 Scale Swatch

Full Slab ▶
1:1 Scale Swatch ▼






6338
Woodlands
Polished Finish

5810
Black Tempal
Natural Finish

◀ Full Slab
▼ 1:1 Scale Swatch

Full Slab ▶
1:1 Scale Swatch ▼




3100
Jet Black
Polished Finish

5820
Darcrest
Honed Finish

◀ Full Slab
▼ 1:1 Scale Swatch

Full Slab ▶
1:1 Scale Swatch ▼




5100
Vanilla Noir
Polished Finish

5101
Empira Black
Polished Finish

◀ Full Slab
▼ 1:1 Scale Swatch

Full Slab ▶
1:1 Scale Swatch ▼



Porcelain *Collection*




110
Whitenna
Honed Finish

◀ Full Slab
▼ 1:1 Scale Swatch



501
Snowdrift
Silk Finish

Full Slab ▶
1:1 Scale Swatch ▼





502
Sleet
Silk Finish

◀ Full Slab
▼ 1:1 Scale Swatch



531
Libretta
Honed Finish

Full Slab ▶
1:1 Scale Swatch ▼





504
Lumena
Honed Finish

◀ Full Slab
▼ 1:1 Scale Swatch



503
Circa
Silk Finish

Full Slab ▶
1:1 Scale Swatch ▼



506
Mirabel
Silk Finish

◀ Full Slab
▼ 1:1 Scale Swatch



581
Lucillia
Silk Finish

Full Slab ▶
1:1 Scale Swatch ▼



413
White Cement
Ultra Rough Finish

◀ Full Slab
▼ 1:1 Scale Swatch



507
Marbannova
Silk Finish

Full Slab ▶
1:1 Scale Swatch ▼





505
Archetta
Honed Finish

◀ Full Slab
▼ 1:1 Scale Swatch



508
Isobellia
Silk Finish

Full Slab ▶
1:1 Scale Swatch ▼





580
Fume
Honed Finish

◀ Full Slab
▼ 1:1 Scale Swatch



410
Aluminous
Ultra Rough Finish

Full Slab ▶
1:1 Scale Swatch ▼



543
Marenstone
Stone Finish

550
Silvax
Stone Finish

◀ Full Slab
▼ 1:1 Scale Swatch

Full Slab ▶
1:1 Scale Swatch ▼





542
Mosstone
Stone Finish

◀ Full Slab
▼ 1:1 Scale Swatch



544
Auralux
Stone Finish

Full Slab ▶
1:1 Scale Swatch ▼






512
Transcenda
Ultra Rough Finish

◀ Full Slab
▼ 1:1 Scale Swatch



513
Striata
Ultra Rough Finish

Full Slab ▶
1:1 Scale Swatch ▼



411
Concrita
Ultra Rough Finish

533
Silverdrop
Honed Finish

◀ Full Slab
▼ 1:1 Scale Swatch

Full Slab ▶
1:1 Scale Swatch ▼





516
Locura
Honed Finish

◀ Full Slab
▼ 1:1 Scale Swatch



514
Emprada
Ultra Rough Finish


Full Slab ▶
1:1 Scale Swatch ▼






511
Smokestone
Ultra Rough Finish

◀ Full Slab
▼ 1:1 Scale Swatch



510
Imperia
Honed Finish

Full Slab ▶
1:1 Scale Swatch ▼





Some variation in colour and pattern can occur. We always recommend viewing a full slab or product installation as part of your colour selection process.

Caesarstone is committed to the highest of environmental standards. For more information, consult our ESG report on the Caesarstone website.

For added peace of mind, Caesarstone products come with a limited Lifetime Residential Warranty.

Quality and service

Caesarstone has received worldwide recognition for its commitment to quality, safety and environmental standards. Each one of our surfaces is carefully inspected to ensure that it meets the highest level of international quality standards. Our surfaces come with a lifetime UK warranty on domestic installations and are backed by professional customer service and support.



ISO 9
001:2015
ISO 14001:2015



GREENGUARD
PRODUCT CERTIFIED FOR
LOW CHEMICAL EMISSIONS
UL 2818



GREENGUARD
PRODUCT CERTIFIED FOR
LOW CHEMICAL EMISSIONS
UL 2818
GOLD



Request samples by visiting
caesarstone.co.uk

UK Head Office, distribution centre and Studio

Unit 3, Navigation Park
Morson Road, Enfield
London, EN3 4NQ

Manchester distribution centre and Studio

Unit 38, Wheel Forge Way
Ashburton Point, Trafford Park
Manchester, M17 1EH

Dublin distribution centre

Unit N7, Horizon Logistics Park
Harristown, Swords
Co. Dublin, K67 A3Y0

For all other enquiries
please call us on

0208 216 6100

Visit caesarstone.co.uk to see the full
Quartz, Mineral & Porcelain Collections

